

Experience technics.

H0

CATALOG
2016





Contents

<i>Introduction</i>	3
<i>Starter Sets</i>	4
<i>Digital Starter Sets</i>	22
<i>Track Extension Sets</i>	28
<i>Steam Locomotives</i>	30
<i>Diesel Locomotives</i>	37
<i>Electric Locomotives</i>	42
<i>Diesel Powered Rail Car</i>	46
<i>Train Sets</i>	47
<i>Passenger Cars</i>	50
<i>Freight Cars</i>	53
<i>Accessories</i>	62
<i>FAQ</i>	77
<i>Märklin Information</i>	78





Limitless Fun Playing.

Give your imagination free rein. You can create your own world easily with Märklin Start up – a world of model trains rich in variety in which everything runs exactly as you want it. You can share this fun with your entire family.

Everyone can join in and play along – starting with the designing of the layout on up to actual operation of the trains. Everything fits, everything stays where it belongs, and everything works. Very simple.

H0. The Standard of Standards.

Märklin set standards right from the start. Such as in 1935 with H0 Scale. The scale of 1:87 is currently the most widely used scale in model railroading. This means that you can create at any time from an immense selection of accessories and possibilities for expansion. Regardless of whether you are just getting started or already belong to the ranks of Märklin veterans.

Digital or Analog? It's up to you.

Märklin layouts have always been simple and easy to control. Whether traditional analog or increasingly digital as in the last decades. Today every locomotive has a built-in decoder. This means you can control several trains at the same time as well as use other functions such as lights and sound.


Another note before you continue to browse: you can identify the models intended for adults and old hands using the blue and grey colouring of the pages within this catalogue.

Many Great Careers Have Started Small.

Just as in the past, it belongs on every wish list, the electric model train. Creativity and initiative do not evaporate in virtual space as with electronic media; they develop in concrete real life. What personnel advisors must provide for management in expensive seminars, a model train creates playfully in the best sense of the word: It cultivates social competence and makes interconnections and their interplay visible. Playing together overcomes hierarchies and age limits. It also promotes communication. With so much profound reasoning, there is still one clue that this potential is contained in the smallest Märklin starter set: a lot of fun. Model railroading really comes alive with the starter sets from Märklin Start up. They are made for all fans of model railroading who simply want to play spontaneously with their Märklin railroad. The affordable models included in the starter sets feature a largely prototypical representation of all important details. Delicate components have been left off on purpose and this contributes to the sturdiness of the models. In addition, the assortment offers many possibilities for expansion so that you can simply get started and above all have fun!



Märklin Augmented Reality.



Our models offer many visual and acoustic highlights that we are not at all able to show you in our catalog. We have therefore prepared a lot of information on the Internet in films or 3D animation. You can access this from your PC using the indicated Internet address (www.), from your mobile device using the printed QR codes, and brand new by means of so-called Augmented Reality applications (AR). Everywhere you see the adjacent characters you can experience more about the product being offered with your Smartphone or Tablet by means of image recognition. Try it out now. All need for it is a free Märklin AR APP that you can get in the Apple or Android Stores. Please note that downloading the APP data volume may have a charge attached to it. It is therefore best to do this using WLAN.





HIGHLIGHTS

Digital IR controller for control of up to 4 trains.

Freedom of movement around the layout with the wireless IR controller.

Easy-to-set-up C Track layout.



29173 "My Start with Märklin" Starter Set. 230 Volts.

Prototype: Tank locomotive, type Kklm 505 low side car for transport of a bulldozer, and a dump car.

Model: The tank locomotive has a digital decoder and a special motor. 1 axle powered. Traction tires. The dual headlights change over with the direction of travel, will work in conventional operation, and can be controlled digitally. The locomotive has coupler hooks. This set has 1 low side car with a load and 1 dump car, each with Relex couplers. Train length 34.0 cm / 13-3/8".

Contents: 12 no. 24130 curved track, 2 no. 24172 straight track, 1 no. 24188 straight track, 1 base station, 1 switched mode power pack, and a wireless infrared controller. This set can be expanded with the C Track extension sets and with the entire C Track program.

Digital Functions	Control Unit	Mobile Station	Mobile Station 2	Central Station
Headlight(s)	•	•	•	•
Direct control	•	•	•	•



Starter Sets

HIGHLIGHTS

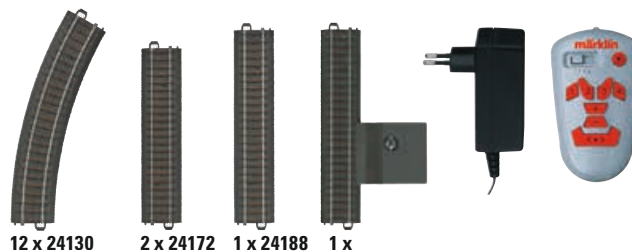
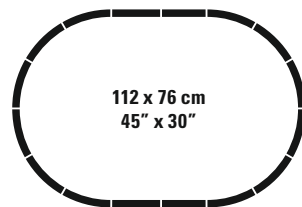
Digital IR controller for control of up to 4 trains.

Freedom of movement all around the layout with the wireless IR controller.

Easy-to-set-up C Track layout.

Digital Functions

	Control Unit	Mobile Station	Mobile Station 2	Central Station
Headlight(s)	•	•	•	•
Direct control	•	•	•	•



12 x 24130 2 x 24172 1 x 24188 1 x



29323 "Freight Train" Starter Set. 230 Volts.

Prototype: German Federal Railroad (DB) class 89.0 tank locomotive, a type X-05 low side car, a boxcar, and an "Aral" tank car.

Model: The locomotive has an mfx digital decoder and a special motor. 3 axles powered. Traction tires. The triple headlights will work in conventional operation and can be controlled digitally. The locomotive has coupler hooks. The low side car, boxcar, and tank car each have Relex couplers.

Train length 45.7 cm / 18".


Contents: 12 no. 24130 curved track, 2 no. 24172 straight track, 1 no. 24188 straight track, 1 base station, 1 switched mode power pack, and a wireless infrared controller.

This set can be expanded with the C Track extension sets and with the entire C Track program.





Theme Area of Fire Department





44752 Fire Department Recovery Crane Car Set.

Prototype: German Railroad, Inc. (DB Netz) Krupp-Ardelt design crane car, crane tender car, and equipment cars. Version as service cars for the railroad fire department / emergency response group.

Model: The crane car has a cab that can be rotated, a boom that can be raised and lowered, and a hand crank for the crane line. The crane tender car has boom supports. The equipment car has a built-in mfx digital decoder and power pickup for factory-installed controllable sound functions. All of the cars have Relex couplers. Total length over the buffers 32.5 cm / 12-13/16".

This car set goes well with the 29752 "Fire Department" starter set. This theme world can be expanded beyond this with the 78752 theme extension set.

HIGHLIGHTS

Sturdy models – just right for children ages 6 and above.

Realistic fire department sounds: German siren, alarm sounder, alarm response radio message, and operating sounds.

A wide variety of play possibilities around the theme of the fire department.

Digital Functions	Control Unit	Mobile Station	Mobile Station 2	Central Station
Horn	•	•	•	•
Alarm detector	•	•	•	•
Radio message for response alarm	•	•	•	•
Crane operating sounds	•	•	•	•



More than reality!
Discover our models all over again with the new Märklin AR App. This is how easy it is: Download the app and watch the page with the camera on a Smartphone.

Theme Area of Fire Department

HIGHLIGHTS

Sturdy train – made for children ages 6 and above.

Loads provide a variety of play fun around the theme of a fire department.

Easy movement around the layout with the wireless infrared controller.

Easy-to-set-up C Track layout.



29752 "Fire Department" Starter Set. 230 Volts.

Prototype: Fictitious fire department locomotive based on a Henschel class EA 500 electric locomotive. Low side car for the transport of a fire department rotary ladder truck, a stake car with a command center, and a "fire extinguishing water" tank car painted and lettered for the DB Emergency Department.


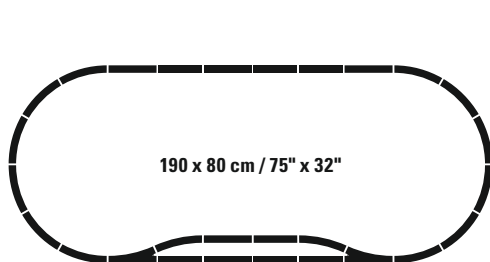
Model: The locomotive has a digital decoder and a special motor. 1 axle powered. Traction tires. The triple headlights change over with the direction of travel, will work in conventional operation, and can be controlled digitally. The low side car has a metal model of a removable ladder truck. This set includes a cardstock sheet for a "command center" kit to serve as a load on the stake car. The tank car has a brakeman's platform. All of the cars have Relex couplers.

Train length 45.5 cm / 17-15/16".

Contents: 12 no. 24130 curved track, 4 no. 24188 straight track, 1 base station, 7 no. 24172 straight track, 2 no. 24224 curved track, and 1 no. 24612 right turnout and 1 no. 24611 left turnout. A switched mode power pack and a wireless infrared controller are included. This set can be expanded with the C Track extension sets and the entire C Track program. The 74492 electric turnout mechanism can be installed in the turnouts.

The 78752 theme extension set and the 44752 car set go well with this set to expand the theme world of a fire department.

Digital Functions	Control Unit	Mobile Station	Mobile Station 2	Central Station
Headlight(s)	•	•	•	•
Direct control	•	•	•	•





HIGHLIGHTS

Sturdy models – just right for children ages 6 and above.

Track material to expand a C Track layout.

All kinds of play possibilities revolving around the theme of a fire department.



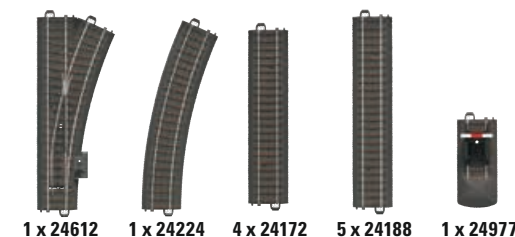
78752 "Fire Station" Theme Extension Set.

Prototype: DB Emergency Response type Rlmsms four-axle low side car, loaded with 2 response vehicles.

Model: The four-axle low side car is loaded with 2 removable response vehicles. The car has Relex couplers. Length over the buffers 16.0 cm / 6-5/16".

Contents: 5 no. 24188, 4 no. 24172 straight track, 1 no. 24224 curved track, 1 no. 24612 right turnout, and 1 no. 24977 track bumper. Plastic kit of a "Fire Station".

This extension set goes well with the 29752 "Fire Department" starter set and can be expanded further with the 44752 car set.





HIGHLIGHTS

Construction train with a locomotive, crane car, and a removable power shovel.

Freedom of movement around the layout with the wireless IR controller.



29183 "Construction Site" Starter Set. 230 Volts.

Prototype: Type DHG 500 industrial diesel locomotive. Krupp-Ardelt crane car with a boom support car. Low side car to transport a power shovel.


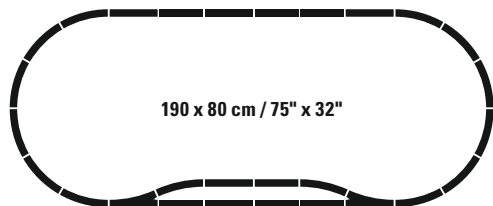
Model: The locomotive has a digital decoder and a special motor. 1 axle powered. Traction tires. The locomotive has triple headlights that change with the direction of travel, will work in conventional operation, and can be controlled digitally. The crane car has a cab that can be rotated, a boom that can be moved, and a hand crank for the crane line. The boom car has a support for the boom. The low side car has a metal model of a power shovel. All of the cars have Relex couplers. Train length 48 cm / 18-7/8".

Contents: 12 no. 24130 curved track, 4 no. 24188 straight track, 1 base station, 7 no. 24172 straight track, 2 no. 24224 curved track, 1 no. 24612 right turnout and 1 no. 24611 left turnout. Switched mode power pack and a wireless infrared controller. This set can be expanded with the C Track extension sets and with the entire C Track program. The 74492 turnout mechanism can be installed in the turnouts.

Digital Functions	Control Unit	Mobile Station	Mobile Station 2	Central Station
Headlight(s)	•	•	•	•
Direct control	•	•	•	•

The 78083 theme extension set is ideal as a realistic add-on to this set.

** Load shown may vary.



1 x 24611 1 x 24612 12 x 24130 2 x 24224 7 x 24172 4 x 24188 1 x



Departure is in 30 minutes!

I'm loading another 20 tons!

HIGHLIGHTS

Sturdy models – very suitable for children ages 6 and above.

Realistic construction site sounds: background sound of a large construction site, compressed air jack hammer, a truck unloading, and the operating sounds of a power shovel.

A wide variety of play possibilities around the theme of a construction site.



More than reality!
Discover our models all over again with the new Märklin AR App. This is how easy it is: Download the app and watch the page with the camera on a Smartphone.



44083 "Construction Site" Freight Car Set.

Prototype: Stake car, "Tar" tank car, and a boxcar painted and lettered for a construction train.

Model: The stake car has permanently mounted stakes, the tank car has a brakeman's platform, and the boxcar has a built-in mfx digital decoder and pickup shoe for power pickup for factory-installed controllable sound functions. All of the cars have Relex couplers.

Total length over the buffers 34.5 cm / 13-9/16".

This car set goes with the 29183 "Construction Site" starter set. This theme world can be expanded beyond this with the 78083 theme extension set.



Digital Functions	Control Unit	Mobile Station	Mobile Station 2	Central Station
Surrounding sounds	•	•	•	•
Operating Sounds 1	•	•	•	•
Operating Sounds 2	•	•	•	•
Operating Sounds 3	•	•	•	•

HIGHLIGHTS

Track for expanding a C Track layout.

A variety of ways to play with the inclusion of the construction vehicle and load.



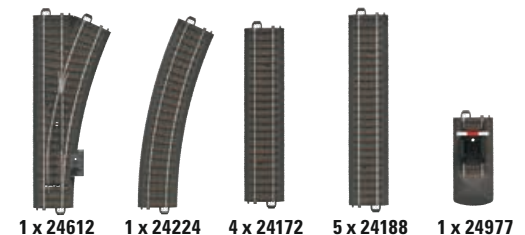
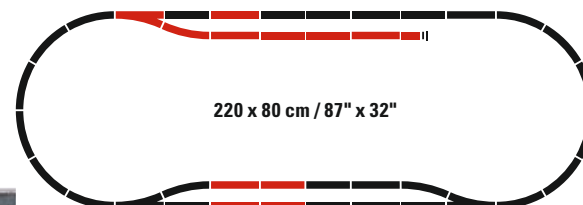
78083 "Construction Site" Theme Extension Set.

Prototype: Low side car, boxcar, and dump car painted and lettered for a construction train. Modern design construction vehicle.

Model: All of the cars have Relex couplers. Length of the freight car set 34.5 cm / 13-9/16".

Contents: 5 no. 24188 straight track, 4 no. 24172 straight track, 1 no. 24224 curved track, 1 no. 24612 right turnout, and 1 no. 24977 track bumper. The construction vehicle is made of metal. "Gravel" freight load included.

An extension set that goes well with the 29183 "Construction Site" starter set. This topic can also be further expanded with the freight car set 44083.



HIGHLIGHTS

Sturdy train – ideally suited for children ages 6 and above.

The container transport car and the different types of containers are new tooling made for children.

Locomotive includes a warning light and sound functions.

Freedom of movement all around the layout with the wireless IR controller.

Easy-to-set-up C Track layout.



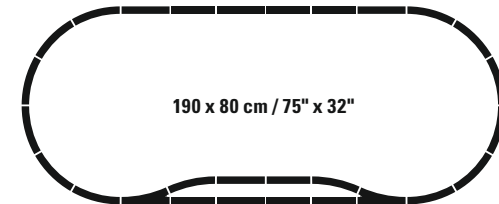
29452 "Container Train" Starter Set. 230 Volts.

Prototype: Henschel type DHG 700 fictitious diesel switch engine and 3 container flat cars painted and lettered for the German Railroad, Inc. (DB AG), loaded with different containers.

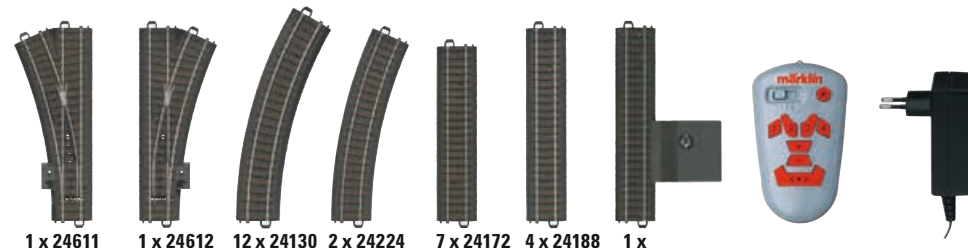
Model: The locomotive has an mfx digital decoder and factory-installed sound functions that can be controlled. 1 axle powered. Traction tires. The triple headlights change over with the direction of travel, will work in conventional operation, and can be controlled digitally. There is a blinking light on the cab roof. The locomotive has coupler hooks. The 3 container transport cars are loaded with different types of containers (20 ft. container, 40 ft. container, and 20 ft. tank container). All of the cars have Relex couplers. All of the containers can be removed from the cars and can be opened for loading. Train length 59.2 cm / 23-5/16".

Contents: 12 no. 24130 curved track, 4 no. 24188 straight track, 1 base station, 7 no. 24172 straight track, 2 no. 24224 curved track, and 1 no. 24611 left turnout and 1 no. 24612 right turnout. A switched mode power pack and an infrared controller are included. This set can be expanded with the C Track extension sets and with the entire C Track program. The 74492 electric turnout mechanism can be installed in the turnouts.

Digital Functions	Control Unit	Mobile Station	Mobile Station 2	Central Station
Headlight(s)	•	•	•	•
Flashing Warning Light	•	•	•	•
Diesel locomotive op. sounds	•	•	•	•
Horn	•	•	•	•
Direct control	•	•	•	•
Sound of squealing brakes off		•	•	•
Cab Radio		•	•	•



The 78452 theme extension set, the 44452 car set, the 44700 car, and the 72452 container terminal are ideal for expanding the theme world of container logistics.



1 x 24611 1 x 24612 12 x 24130 2 x 24224 7 x 24172 4 x 24188 1 x





HIGHLIGHTS

Sturdy models – ideally suited for children ages 6 and above.

Track for expanding the C Track layout.

A variety of play possibilities around the theme of container logistics.



78452 "Container Logistics" Theme Extension Set.

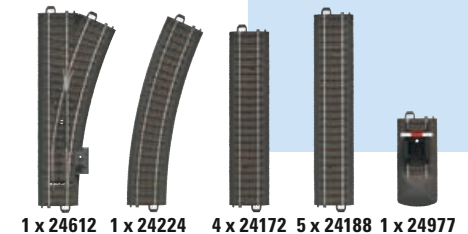
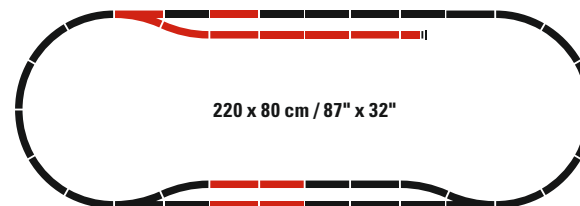
Prototype: German Railroad, Inc. (DB AG) container transport car with end walls, loaded with two 20 ft. tank containers.

Model: The container transport car is loaded with two 20 ft. tank containers. The car has Relex couplers. 3 other containers as well as logistics vehicles are included with the set as additional accessories.

Length over the buffers 16 cm / 6-5/16".

Contents: 5 no. 24188 straight track, 4 no. 24172 straight track, 1 no. 24224 curved track, 1 no. 24612 right turnout, and 1 no. 24977 track bumper.

This extension set goes with the 29452 "Container Train" starter set and can also have the 44452 car set, the 44700 car, and the 72452 container terminal added to it.



1 x 24612 1 x 24224 4 x 24172 5 x 24188 1 x 24977



44452 "Container Loading" Car Set.

Prototype: Krupp-Ardelt type crane car, crane tender car, and a container transport car with end walls, modern paint and lettering.

Model: The crane car has a superstructure that can be rotated, a movable boom, and a hand crane for the crane line. The crane tender car has a boom support. The container transport car is loaded with a 40 ft. container. The container can be removed and can be opened for loading. All of the cars have Relex couplers.

Total length over the buffers 35.8 cm / 14-1/8".

This car set goes with the 29452 "Container Train" starter set and can also have the 78452 theme extension set, the 44700 car, and the 72452 container terminal added to it.

HIGHLIGHTS

Sturdy models – ideally suited for children ages 6 and above.

A variety of play possibilities around the theme of container logistics.



HIGHLIGHTS

A variety of play possibilities around the theme of container logistics.

Sturdy construction made for children – specially designed for the needs of children ages 6 and above.



72452 Container Terminal.


Prototype: Modern gantry crane for loading and unloading containers.

Model: This modern container terminal features solid, sturdy construction. The model has been specially designed for the needs of children. The traveling crane can be pushed by hand. The equipment for loading and unloading containers can be raised and lowered. The entire gantry crane is mounted on wheels and can be pushed. This model comes in individual parts requiring assembly.

This container terminal goes with the 29452 "Container Train" starter set and can also have the 78452 theme extension set, the 44452 car set, and the 44700 car added to it.



Starter Sets



Digital Functions	Control Unit	Mobile Station	Mobile Station 2	Central Station
Headlight(s)	•	•	•	•
Direct control	•	•	•	•

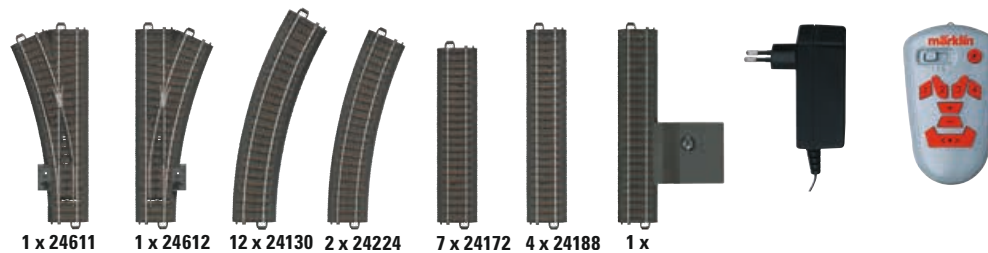
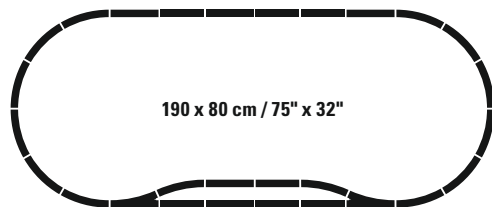
29321 "German Federal Railroad Freight Train" Starter Set. 230 Volts.

Prototype: German Federal Railroad (DB) class 81 heavy tank locomotive, a stake car, a "Gasolin" tank car, and a low side car, all painted and lettered for the German Federal Railroad (DB).

Model: The locomotive has a digital decoder and a special motor. 4 axles powered. Traction tires. The triple headlights change over with the direction of travel, will work in conventional operation, and can be controlled digitally. The set has a removable model of a bulldozer. The locomotive and the cars all have Relex couplers.


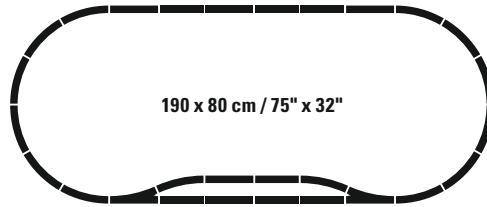
Train length 47.3 cm / 18-5/8".

Contents: 12 no. 24130 curved track, 4 no. 24188 straight track, 1 base station, 7 no. 24172 straight track, 2 no. 24224 curved track, 1 no. 24612 right turnout and 1 no. 24611 left turnout. A switched mode power pack and a wireless infrared controller are included. This set can be expanded with the C Track extension sets and with the entire C Track program. The 74492 electric turnout mechanism can be installed in the turnouts.





Starter Sets



HIGHLIGHTS

Completely new tooling for the LINT 27.

Powered rail car with built-in mfx decoder and sound functions.

The ideal way to get started for new people to model railroading, including adults.

Easy-to-set-up C Track layout.



29641 "Modern Commuter Service" Starter Set. 230 Volts.

Prototype: German Railroad, Inc. (DB AG) class 640 (LINT 27) diesel commuter service powered rail car, DB Regio Business Area.

Model: The powered rail car has controlled high-efficiency propulsion, an mfx digital decoder, and factory-installed controllable sound functions. 2 axles powered. Traction tires. The triple headlights change over with the direction of travel, will work in conventional operation, and can be controlled digitally. Maintenance-free, warm white LEDs are used for the lighting. There is a representation of the center buffer coupler at both ends of the train. The train has tinted windows and low-level entries. Total length 28.8 cm / 11-3/8".

Contents: 12 no. 24130 curved track, 4 no. 24188 straight track, 1 base station, 7 no. 24172 straight track, 2 no. 24224 curved track, and 1 pair of 24611 and 24612 turnouts. A switched mode power pack and a wireless infrared controller are included. This set can be expanded with the C Track extension sets and with the entire C Track program. The 74492 electric turnout mechanism can be installed in the turnouts.

Digital Functions	Control Unit	Mobile Station	Mobile Station 2	Central Station
Headlight(s)	•	•	•	•
Sound of squealing brakes off	•	•	•	•
Diesel locomotive op. sounds	•	•	•	•
Horn	•	•	•	•
Direct control	•	•	•	•



More than reality!
Discover our models all over again with the new Märklin AR App. This is how easy it is: Download the app and watch the page with the camera on a Smartphone.





Digital Starter Sets



HIGHLIGHTS

The ideal entry into the digital world of Märklin HO.

Automatic registration at the Mobile Station with the built-in mfx decoder.

Easy-to-set-up C Track layout.



29074 "Era III Freight Train" Digital Starter Set. 230 Volts.

Prototype: German Federal Railroad (DB) class 74 tank locomotive, type Om 12 gondola, type Gr 20 boxcar, and type Kbs 443 stake car.

Model: The locomotive has an mfx digital decoder and a special motor with a flywheel. 3 axes powered. Traction tires. The triple headlights change over with the direction of travel, will work in conventional operation, and can be controlled digitally. The cars have close couplers with guide mechanisms.

Train length 51.0 cm / 20-1/16".


Contents: 12 no. 24130 curved track, 4 no. 24172 straight track, 4 no. 24172 straight track. Track connector box, 36 VA / 230 volt switched mode power pack, and a Mobile Station are included. An illustrated instruction manual with many tips and ideas is also included. This set can be expanded with the C Track extension sets and with the entire C Track program.



Digital Functions	Control Unit	Mobile Station	Mobile Station 2	Central Station
Headlight(s)	•	•	•	•
Direct control	•	•	•	•



12 x 24130 4 x 24172 4 x 24188





Digital Starter Sets



HIGHLIGHTS

The ideal entry into the digital world of Märklin H0.

Automatic registration at the Mobile Station with the built-in mfx decoder.

Easy-to-set-up C Track layout.



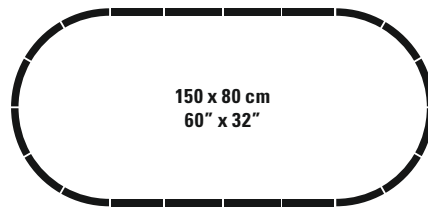
29060 "Era V Freight Train" Digital Starter Set. 230 Volts.

Prototype: German Railroad, Inc. (DB AG) class 216 diesel locomotive in "Orient Red" paint scheme, type Rlms low side car, and type Eaos 106 gondola.


Model: The locomotive has an mfx digital decoder. 2 axles powered. Traction tires. The triple headlights change over with the direction of travel, will work in conventional operation, and can be controlled digitally. The cars have close couplers with guide mechanisms. Train length 50.3 cm / 19-13/16".

Contents: 12 no. 24130 curved track, 4 no. 24188 straight track, 4 no. 24172 straight track. Track connector box, 36 VA / 230 volt switched mode power pack, and a Mobile Station are included. An illustrated instruction manual with many tips and ideas is also included. This set can be expanded with the C Track extension sets and with the entire C Track program.

Digital Functions	Control Unit	Mobile Station	Mobile Station 2	Central Station
Headlight(s)	•	•	•	•
Direct control	•	•	•	•



Digital Starter Sets

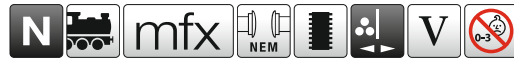


HIGHLIGHTS

The ideal way to get started in the digital world of Märklin H0.

Automatic registration at the Mobile Station with the built-in mfx decoder.

Easy-to-expand C Track layout.




29020 "Austria Era V" Digital Starter Set. 230 Volts.

Prototype: Austrian Federal Railways (ÖBB) class 2016 "Hercules" general-purpose locomotive, type Rlmms low side car, and type Eaos gondola.

Model: The locomotive has an mfx digital decoder. 4 axles powered through cardan shafts. Traction tires. The triple headlights change over with the direction of travel, will work in conventional operation, and can be controlled digitally. Maintenance-free LEDs are used for the lighting. Total length over the buffers 53.8 cm / 21-3/16".

Contents: 12 no. 24130 curved track, 4 no. 24188 straight track, 4 no. 24172 straight track. A track connector box, a 36 VA/230 volt switched mode power pack, and a Mobile Station are included. An illustrated instruction manual with many tips and ideas is included. This set can be expanded with the C Track extension sets and with the entire C Track program.

Digital Functions	Control Unit	Mobile Station	Mobile Station 2	Central Station
Headlight(s)	•	•	•	•
Direct control	•	•	•	•





Track Extension Set

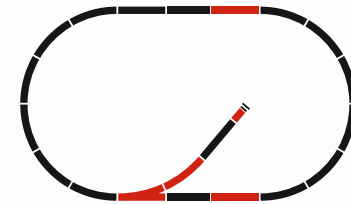


24900

C1 C Track Extension Set.

Contents: 2 no. 24172 straight track
1 no. 24224 curved track
1 no. 24611 left turnout
1 no. 24977 track bumper
instructions

For adding a storage siding to the C Track starter sets.




24902

C Track C2 Extension Set.

Contents: 3 no. 24188 straight track
5 no. 24172 straight track
2 no. 24224 curved track
1 no. 24611 turnout
1 no. 24612 turnout
instructions

For expanding the small C Track starter set to include a passing siding.





24903

C Track C3 Track Extension Set.

Contents: 7 no. 24188 straight track
7 no. 24172 straight track
2 no. 24130 curved track
1 no. 24671 curved turnout
1 no. 24672 curved turnout
instructions


For expanding the C Track starter sets to include a passing siding with curved turnouts.



24904

C Track C4 Track Extension Set.

Contents: 4 no. 24188 straight track
4 no. 24172 straight track
2 no. 24077 straight track
2 no. 24130 curved track
6 no. 24230 curved track
1 no. 24671 curved turnout
1 no. 24672 curved turnout
instructions



24905

C Track C5 Track Extension Set.

Contents: 7 no. 24188 straight track
7 no. 24172 straight track
2 no. 24094 straight track
1 no. 24224 curved track
1 no. 24611 turnout
1 no. 24612 turnout
1 no. 24620 double slip switch
4 no. 24977 track ends with track bumpers
instructions

For expanding the C Track starter sets to include storage sidings and a yard lead.



Steam Locomotives



Tank locomotives are designed to use little fuel and to run equally well in both directions without the need to reverse them on turntables and on branch lines with low axle load limits. For these reasons such maneuverable, general-purpose units were indispensable in the past, particularly for transfer service on short routes and for switching work. In addition, their design had the objective of the easiest possible operation with low maintenance and repair costs. Quite a few of these units, often kept in decorative provincial railroad paint schemes, survived in part to the present on private and industrial railroads as well as due to the commitment of railroad fans. Such lovable old-timers have in the meantime become part of the motive power roster of many railroad museums.

HIGHLIGHTS

Built-in digital decoder.

Detailed, affordable beginner's model.



36740 Tank Locomotive.

Prototype: German Federal Railroad (DB) class 74 tank locomotive.

Model: The locomotive has a digital decoder and a special can motor with a flywheel. 3 axles powered. Traction tires. The locomotive has triple headlights that change with the direction of travel, will work in conventional operation, and can be controlled digitally. It also has many separately applied details.

Length over the buffers 12.7 cm / 5".

Digital Functions	Control Unit	Mobile Station	Mobile Station 2	Central Station
Headlight(s)	•	•	•	•
Direct control	•	•	•	•



Steam Locomotives



4035 Prussian Passenger Car Set.

Prototype: 1 each passenger car in 1st/2nd class, 3rd class, 4th class and 1 baggage car with a raised conductor's compartment.

Model: The cars have Relex couplers.

Total length 45 cm / 17-3/4". DC wheel set¹ 8 x 700600.

These models are not available separately.

These cars go well with the
36741 tank locomotive.



36741 Tank Locomotive.

Prototype: Royal Prussian State Railways (K.P.E.V.) class T 12.

Model: The locomotive has a digital decoder and a special motor with a flywheel. 3 axles powered. Traction tires. The dual headlights change over with the direction of travel, will work in conventional operation, and can be controlled digitally. The locomotive has many separately applied details.

Length over the buffers 12.7 cm / 5".

Digital Functions	Control Unit	Mobile Station	Mobile Station 2	Central Station
Headlight(s)	•	•	•	•
Direct control	•	•	•	•

HIGHLIGHTS

Built-in digital decoder.

Detailed, affordable beginner's model.





Steam Locomotives

HIGHLIGHTS

Built-in digital decoder.

Affordable beginner's model.



36140 Tank Locomotive.

Prototype: Royal Württemberg State Railways (K.W.St.E.) class T3 tank locomotive.

Model: The locomotive has a digital decoder. 1 axle powered. Traction tires. The locomotive has coupler hooks. Length over the buffers 10.8 cm / 4-1/4".

Digital Functions	Control Unit	Mobile Station	Mobile Station 2	Central Station
Direct control	•	•	•	•



30000 Tank Locomotive.

Prototype: German Federal Railroad (DB) class 89.0. Standard design locomotive.

Model: The locomotive comes with a digital decoder. 3 axles powered. Traction tires. The coupler hooks can be replaced by other couplers. The triple headlights will work in conventional operation and can be controlled digitally. Length over the buffers 11 cm / 4-5/16".

Digital Functions	Control Unit	Mobile Station	Mobile Station 2	Central Station
Headlight(s)	•	•	•	•
Direct control	•	•	•	•

HIGHLIGHTS

Built-in digital decoder.

Acceleration and braking delay can be controlled digitally.





36321 Tank Locomotive.

Prototype: German Federal Railroad (DB) class 81 heavy switch engine.

Model: The locomotive has a digital decoder. 4 axles powered. Traction tires. The locomotive has Relex couplers in NEM pockets. The triple headlights change over with the direction of travel, will work in conventional operation, and can be controlled digitally. Length over the buffers 12.8 cm / 5".

Digital Functions	Control Unit	Mobile Station	Mobile Station 2	Central Station
Headlight(s)	•	•	•	•
Direct control	•	•	•	•



36871 Tank Locomotive.

Prototype: Wet steam locomotive based on a provincial railroad design. 0-6-0T wheel arrangement.

Model: The locomotive comes with a digital decoder. 1 axle powered. Traction tire. The locomotive has coupler hooks. Length over the buffers 10.8 cm / 4-1/4".

Digital Functions	Control Unit	Mobile Station	Mobile Station 2	Central Station
Direct control	•	•	•	•



Steam Locomotives

HIGHLIGHTS

Locomotive includes an mfx decoder and a variety of sound functions.

Detailed, affordable beginner's model with extensive features.



36243 Steam Locomotive with a Tender.

Prototype: German Federal Railroad (DB) class 24 steam passenger locomotive with a tender. Standard design locomotive with Witte smoke deflectors. The locomotive looks as it did around 1960/61.

Model: The locomotive has an mfx digital decoder and extensive sound functions. It also has a special motor in the boiler. 3 axles powered. Traction tires. The boiler is constructed of metal. The triple headlights change over with the direction of travel, will work in conventional operation, and can be controlled digitally. Maintenance-free, warm white LEDs are used for the lighting. The smoke unit contact is on continuously. The 72270 smoke unit can be installed in the locomotive. There is a close coupling with a guide mechanism between the locomotive and the tender. There is a close coupler with an NEM pocket and a guide mechanism on the rear of the tender. There is a close coupler in an NEM pocket on the front of the locomotive.

Length over the buffers 19.4 cm / 7-5/8".

Digital Functions	Control Unit	Mobile Station	Mobile Station2	Central Station
Headlight(s)	•	•	•	•
Steam locomotive op. sounds	•	•	•	•
Locomotive whistle	•	•	•	•
Direct control	•	•	•	•
Sound of squealing brakes off		•	•	•
Bell		•	•	•
Whistle for switching maneuver		•	•	•
Letting off Steam		•	•	•
Air Pump			•	•
Sound of coal being shoveled			•	•
Grate Shaken			•	•
Injectors			•	•
Generator Sounds			•	•





36645 Diesel Locomotive.

Prototype: German Railroad, Inc. (DB AG) class 245 diesel electric locomotive. Built by Bombardier as a production locomotive from the TRAXX family of locomotives.

Model: The locomotive has an mfx digital decoder and extensive sound functions. It also has a special motor. 4 axles powered by means of cardan shafts. Traction tires. The triple headlights and dual red marker lights change over with the direction of travel, will work in conventional operation, and can be controlled digitally. Warm white and red LEDs are used for the lighting.

Length over the buffers 21.7 cm / 8-1/2".

HIGHLIGHTS

Locomotive includes an mfx decoder and a variety of sound functions.

Detailed, affordable beginner's model with extensive features.

Digital Functions	Control Unit	Mobile Station	Mobile Station 2	Central Station
Headlight(s)	•	•	•	•
Sound of Couplers Engaging	•	•	•	•
Diesel locomotive op. sounds	•	•	•	•
Low Pitch Horn	•	•	•	•
Direct control	•	•	•	•
Sound of squealing brakes off		•	•	•
Headlight(s): Cab2 End		•	•	•
High Pitch Horn		•	•	•
Headlight(s): Cab1 End		•	•	•
Conductor's Whistle			•	•
Station Announcements			•	•
Blower motors			•	•
Rail Joints			•	•

Diesel Locomotives



36501 Diesel Locomotive.

Prototype: Henschel type DHG 500 diesel switch engine.

Model: The locomotive has a digital decoder and a special motor. 1 axle powered. Traction tires. The triple headlights change over with the direction of travel, will work in conventional operation, and can be controlled digitally. The locomotive has coupler hooks. Length over the buffers 11.2 cm / 4-3/8".

Digital Functions	Control Unit	Mobile Station	Mobile Station 2	Central Station
Headlight(s)	•	•	•	•
Direct control	•	•	•	•

HIGHLIGHTS

Blinking light on the roof of the engineer's cab.

Digital Functions	Control Unit	Mobile Station	Mobile Station 2	Central Station
Headlight(s)	•	•	•	•
Light Function1	•	•	•	•
Direct control	•	•	•	•



36700 Diesel Locomotive.

Prototype: Henschel type DHG 700 diesel switch engine.

Model: The locomotive has a digital decoder and a special motor. 1 axle powered. Traction tires. The triple headlights change over with the direction of travel, will work in conventional operation, and can be controlled digitally. The locomotive has a blinking light on the roof of the engineer's cab. It also has coupler hooks. Length over the buffers 11.2 cm / 4-3/8".



HIGHLIGHTS

Affordable beginner's model with built-in digital decoder.

Like the dishwasher detergent from Henkel, "Pril" flowers are included as stickers that can be affixed anywhere you would like.



36502 Diesel Locomotive.

Prototype: Henschel design DHG 500 diesel switch engine "Alter Herr" / "Old Gentleman" painted and lettered for Henkel AG & Co. KGaA, Düsseldorf, Germany.

Model: The locomotive has a digital decoder and a special can motor. 1 axle powered. Traction tire. The triple headlights change over with the direction of travel, will work in conventional operation, and can be controlled digitally. The locomotive has coupler hooks. The "Pril" flowers are included as stickers.

Length over the buffers 11.2 cm / 4-3/8".

Digital Functions	Control Unit	Mobile Station	Mobile Station 2	Central Station
Headlight(s)	•	•	•	•
Direct control	•	•	•	•



Diesel Locomotives

HIGHLIGHTS

Locomotive constructed of metal.

Powerful four-axle propulsion.

Digital Functions	Control Unit	Mobile Station	Mobile Station 2	Central Station
Headlight(s)	•	•	•	•
Direct control	•	•	•	•



36420 Heavy Diesel Locomotive.

Prototype: German Railroad, Inc. (DB Cargo) class 232 "Ludmilla".

Model: The locomotive is constructed of metal. It has a digital decoder and a special can motor with a flywheel. 4 axles powered. Traction tires.

The triple headlights change over with the direction of travel, will work in conventional operation, and can be controlled digitally. Maintenance-free LED's are used for the headlights.

Length over the buffers 23.9 cm / 9-7/16".



36218 Class 216 Diesel Locomotive.

Prototype: German Railroad, Inc. (DB AG) class 216 diesel locomotive. Version in "Traffic Red" paint scheme.

Model: The locomotive has an mfx digital decoder and high-efficiency propulsion. 2 axles powered. Traction tires. The triple headlights change over with the direction of travel, will work in conventional operation, and can be controlled digitally. The locomotive has close couplers.

Length over the buffers 18.2 cm / 7-1/8".

Digital Functions	Control Unit	Mobile Station	Mobile Station 2	Central Station
Headlight(s)	•	•	•	•
Direct control	•	•	•	•



36652 Diesel Locomotive.

Prototype: Class 285 diesel electric locomotive painted and lettered for Rhein Cargo GmbH & Co. KG, Neuss. Built by Bombardier as a production locomotive from the TRAXX family of locomotives.

Model: The locomotive is constructed of metal with many built-in details. It also has an mfx digital decoder and a special motor. 4 axles powered by means of cardan shafts. Traction tires. The triple headlights change over with the direction of travel, will work in conventional operation, and can be controlled digitally. Warm white LEDs are used for the lighting. Length over the buffers 21.7 cm / 8-1/2".

HIGHLIGHTS

Locomotive constructed of metal and includes a built-in mfx decoder.

Warm white LEDs for lighting.

Detailed, affordable beginner's model.

Digital Functions	Control Unit	Mobile Station	Mobile Station 2	Central Station
Headlight(s)	•	•	•	•
Direct control	•	•	•	•



HIGHLIGHTS

Completely new tooling for the modern Siemens Vectron electric locomotive.

Locomotive includes a built-in mfx decoder and a wide variety of sound functions.

Detailed, affordable beginner's model that has extensive features.



More than reality!
Discover our models all over again with the new Märklin AR App. This is how easy it is: Download the app and watch the page with the camera on a Smartphone.

Digital Functions	Control Unit	Mobile Station	Mobile Station 2	Central Station
Headlight(s)	•	•	•	•
Operating Sounds 1	•	•	•	•
Electric locomotive op. sounds	•	•	•	•
Horn	•	•	•	•
Direct control	•	•	•	•
Sound of squealing brakes off		•	•	•
Headlight(s): Cab2 End		•	•	•
Whistle for switching maneuver		•	•	•
Headlight(s): Cab1 End		•	•	•
Sound of Couplers Engaging		•	•	
Operating Sounds 2		•	•	
Letting off Air		•	•	
Blower motors		•	•	
Conductor's Whistle		•	•	
Rail Joints		•	•	

Table valid for all locomotives on this double page.



36190 Class 193 Electric Locomotive.

Prototype: Class 193 electric locomotive painted and lettered for Railpool GmbH, Munich, Germany. Built by Siemens as a regular production locomotive from the Vectron type program.

Model: This electric locomotive is constructed of metal and has an mfx digital decoder and extensive sound functions. It also has a special motor, centrally mounted. 4 axles powered through cardan shafts. Traction tires. The triple headlights and dual red marker lights change over with the direction of travel, will work in conventional operation, and can be controlled digitally. The headlights at Locomotive Ends 2 and 1 can be turned off separately in digital operation. When the headlights at both ends of the locomotive are turned off, then there is a double "A" light function at both ends. Warm white and red LEDs are used for the lighting. The locomotive has 2 mechanically working pantographs that are not wired to take power.

Length over the buffers 21.8 cm / 8-9/16".

A car set to go with this locomotive to make up a train can be found in the Märklin H0 assortment under item number 46190.

A DC model can be found in the Trix H0 assortment under item number 22190.





36624 Class 486 Electric Locomotive.

Prototype: BLS AG, Cargo Business Area, class 486 electric locomotive with the advertising lettering "Die Alpinisten". The locomotive looks as it currently does in real life.

Model: The locomotive has an mfx digital decoder and extensive sound functions. It also has a special motor, centrally mounted. 4 axes powered through cardan shafts. Traction tires. The triple headlights and dual red marker lights change over with the direction of travel, will work in conventional operation, and can be controlled digitally. The headlights at Locomotive Ends 2 and 1 can be turned off separately in digital operation. When the headlights at both ends of the locomotive are turned off, then there is a double "A" light function at both ends. Warm white and red LEDs are used for the lighting. The locomotive has 4 mechanically working pantographs that are not wired to take power. Length over the buffers 21.7 cm / 8-1/2".

One-time series.



36193 Class 193 Electric Locomotive.

Prototype: Class 193 electric locomotive painted and lettered for ELL Austria GmbH, leased to SBB Cargo International. Built by Siemens as a regular production locomotive from the Vectron type program.

Model: This electric locomotive is constructed of metal and has an mfx digital decoder and extensive sound functions. It also has a special motor, centrally mounted. 4 axes powered through cardan shafts. Traction tires. The triple headlights and dual red marker lights change over with the direction of travel, will work in conventional operation, and can be controlled digitally. The headlights at Locomotive Ends 2 and 1 can be turned off separately in digital operation. When the headlights at both ends of the locomotive are turned off, then there is a double "A" light function at both ends. Warm white and red LEDs are used for the lighting. The locomotive has 2 mechanically working pantographs that are not wired to take power. Length over the buffers 21.8 cm / 8-9/16".

A DC model can be found in the Trix H0 assortment under item number 22194.



Electric Locomotives

HIGHLIGHTS

Locomotive constructed of metal.

Detailed, affordable
beginner's model.



36600 Electric Locomotive.

Prototype: German Railroad, Inc. (DB AG) class 185.2 general-purpose locomotive. Used for the freight railroad Railion Deutschland/DB Logistics. Dual system locomotive built by Bombardier as a regular production locomotive from the TRAXX program.

Model: The locomotive is constructed of metal with many cast-on details. The locomotive has a digital decoder and a special motor. 4 axles powered through cardan shafts. Traction tires. The triple headlights change over with the direction of travel, will work in conventional operation, and can be controlled digitally. The headlights are maintenance-free LEDs. 2 pantographs that can be raised and lowered (they are not wired to take power from catenary). Length over the buffers 21.7 cm / 8-1/2".



HIGHLIGHTS

Locomotive constructed of metal.

Detailed, affordable
beginner's model.

36606 Electric Locomotive.

Prototype: Swiss Federal Railways (SBB/CFF/FFS) class 482 general-purpose locomotive, used for the freight area SBB Cargo. Dual system locomotive with 4 pantographs, built by Bombardier as regular production locomotive from the TRAXX program of locomotives.

Model: The locomotive is constructed of metal with many cast-on details. It has a digital decoder and a special can motor. 4 axles powered through cardan shafts. Traction tires. The triple headlights change over with the direction of travel, will work in conventional operation, and can be controlled digitally. The headlights are maintenance-free LEDs. The locomotive has 4 mechanically working pantographs (not wired for catenary operation). Length over the buffers 21.7 cm / 8-9/16".



Digital Functions	Control Unit	Mobile Station	Mobile Station 2	Central Station
Headlight(s)	•	•	•	•
Direct control	•	•	•	•

Table valid for both locomotives on this page



36625 Class E 186 Electric Locomotive.

Prototype: Akiem S.A.S., Clichy, France, class TRAXX 2 E 186 general-purpose electric locomotive, leased to the French State Railways (SNCF), assigned to the freight service area (FRET). Two-system locomotive with 4 pantographs. The locomotive looks as it did around 2010.

Model: The locomotive has an mfx digital decoder and extensive sound functions. It also has a special motor, centrally mounted. 4 axles powered through cardan shafts. Traction tires. The triple headlamps and dual red marker lights change over with the direction of travel, will work in conventional operation, and can be controlled digitally. The headlamps at Locomotive Ends 2 and 1 can be turned off separately in digital operation. When the headlamps at both ends of the locomotive are turned off, then there is a double "A" light function at both ends. Warm white and red LEDs are used for the lighting. The locomotive has 4 mechanically working pantographs that are not wired to take power. Length over the buffers 21.7 cm / 8-1/2".

One-time series.

A DC model of this locomotive can be found in the Trix HO assortment under item number 22165.



Digital Functions	Control Unit	Mobile Station	Mobile Station 2	Central Station
Headlight(s)	•	•	•	•
Operating Sounds 1	•	•	•	•
Electric locomotive op. sounds	•	•	•	•
Horn	•	•	•	•
Direct control	•	•	•	•
Sound of squealing brakes off		•	•	•
Headlight(s): Cab2 End		•	•	•
Whistle for switching maneuver		•	•	•
Headlight(s): Cab1 End		•	•	•
Sound of Couplers Engaging			•	•
Operating Sounds 2			•	•
Letting off steam / air			•	•
Blower motors			•	•
Conductor's Whistle			•	•
Sanding			•	•

Table valid for both locomotives on this page

HIGHLIGHTS

Locomotive includes a wide variety of light and sound functions.

mfx decoder included.

Warm white and red LEDs for the lighting.

Metal body for the locomotive.



36628 Class 483 Electric Locomotive.

Prototype: OCEANOGATE class 483 electric locomotive.

Model: The locomotive has an mfx digital decoder and extensive sound functions. 4 axles powered through cardan shafts. Traction tires. The triple headlamps and dual red marker lights change over with the direction of travel, will work in conventional operation, and can be controlled digitally. The headlamps at Locomotive Ends 2 and 1 can be turned off separately in digital operation. When the headlamps at both ends of the locomotive are turned off, then there is a double "A" light function at both ends. Warm white and red LEDs are used for the lighting. The locomotive has 2 mechanically working pantographs that are not wired to take power. Length over the buffers 21.7 cm / 8-1/2".

The car set to go with this locomotive can be found in the Märklin HO assortment under item number 47095.





HIGHLIGHTS

Completely new tooling for the LINT 27.

Powered rail car with built-in mfx decoder and a wide variety of sound functions.

Detailed, affordable beginner's model with extensive features.



More than reality!

Discover our models all over again with the new Märklin AR App. This is how easy it is: Download the app and watch the page with the camera on a Smartphone.



36641 LINT 27 Diesel Powered Commuter Rail Car.

Prototype: Hessian State Railroad, Inc. (HLB) LINT 27 diesel powered commuter rail car.

Model: The powered rail car has controlled high-efficiency, an mfx digital decoder, and extensive sound functions. 2 axles powered. Traction tires. The triple headlights and dual red marker lights change over with the direction of travel, will work in conventional operation, and can be controlled digitally. Warm white and red LEDs are used for the lighting. There are train destination signs at the ends that are lighted prototypically with yellow LEDs. Both ends of the train have a representation of the center buffer coupler. The train has tinted windows and low-level entries. Total length 28.8 cm / 11-3/8".

One-time series.

A DC model of this powered rail car can be found in the Trix H0 assortment under item number 22272.

Digital Functions

	Control Unit	Mobile Station	Mobile Station 2	Central Station
Headlight(s)	•	•	•	•
Diesel locomotive op. sounds	•	•	•	•
Horn	•	•	•	•
Direct control	•	•	•	•
Sound of squealing brakes off		•	•	•
Headlight(s): Cab2 End		•	•	•
Station Announcements		•	•	•
Headlight(s): Cab1 End		•	•	•
Doors Closing		•	•	•
Conductor's Whistle			•	•





26569 "Petroleum Oil Transport" Train Set.

Prototype: Class DHG 500 diesel switch engine painted and lettered for Oiltanking GmbH, Hamburg, Germany and 3 petroleum oil tank cars painted and lettered for VTG AG, used on the German Railroad, Inc. (DB AG).

Model: The locomotive has a digital decoder and a special motor. 1 axle powered. Traction tires. The triple headlights change over with the direction of travel, will work in conventional operation, and can be controlled digitally. The locomotive has coupler hooks. All of the tank cars have brakeman's platforms and Relex couplers. Total length over the buffers 45.7 cm / 18".

Digital Functions	Control Unit	Mobile Station	Mobile Station 2	Central Station
Headlight(s)	•	•	•	•
Direct control	•	•	•	•



Train Set



HIGHLIGHTS

Sound: horn and station announcement.



36712 ICE 2 High-Speed Train.

Prototype: German Railroad, Inc. (DB AG) class 402 InterCity Express. Four-part train: powered end car, open seating car, 1st class, Bord Restaurant dining car, and cab control car, 2nd class.

Model: The powered end car has a digital decoder and factory-installed sound functions that can be controlled. It also has a special motor. 2 axles powered. Traction tires. The headlights will work in conventional operation and can be controlled digitally in the powered end car (always on in the cab control car). The pantographs can be raised and lowered but are not wired to take power from catenary. Train length 102.7 cm / 40-7/16".

Digital Functions	Control Unit	Mobile Station	Mobile Station 2	Central Station
Headlight(s)	•	•	•	•
Horn	•	•	•	•
Station Announcements	•	•	•	•
Direct control	•	•	•	•

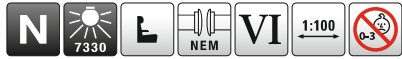



Mom, when is it going?



Caution,
doors
closing!

Intercity



40500 Intercity Express Train Passenger Car, 1st Class.

Prototype: German Railroad, Inc. (DB AG) type Apmz 125.3 Intercity open seating car, 1st class.

Model: The 7319 current-conducting coupling or the 72020/72021 operating current-conducting coupler can be installed on this car by inserting it in the coupler pocket. The car has adjustable buffers. Length over the buffers 27 cm / 10-5/8". DC wheel set! E700580.



40501 Intercity Express Train Passenger Car, 2nd Class.

Prototype: German Railroad, Inc. (DB AG) type Bpmz 294.3 Intercity open seating car, 2nd class.

Model: The 7319 current-conducting coupling or the 72020/72021 operating current-conducting coupler can be installed on this car by inserting it in the coupler pocket. The car has adjustable buffers. Length over the buffers 26.4 cm / 10-3/8". DC wheel set! E700580.



40502 Intercity Bistro Car, 1st Class.

Prototype: German Railroad, Inc. (DB AG) type ARkimbz 266.7 Intercity Bistro car, 1st class.

Model: The 7319 current-conducting coupling or the 72020/72021 operating current-conducting coupler can be installed on this car by inserting it in the coupler pocket. The car has adjustable buffers. Length over the buffers 27 cm / 10-5/8". DC wheel set! E700580.





40503 Intercity Express Train Cab Control Car, 2nd Class.

Prototype: German Railroad, Inc. (DB AG) type Bimdzf 271.0 Intercity cab control car, 2nd class with an engineer's cab for shuttle train operations.

Model: The engineer's cab has interior details. The car has a detailed buffer beam. It has a separately applied front cowling. The 7319 current-conducting coupling or the 72020/72021 operating current-conducting coupler can be installed on this car by inserting it in the coupler pocket.

Length over the buffers 27.5 cm / 10-13/16".

When operated control car first, triple white headlights shine on the cab control car.

When operated control car last, dual red marker lights shine on the cab control car.



Passenger Cars




4107 Passenger Car.

Model: Relex couplers.

Length over the buffers 11 cm / 4-3/8".

DC wheel set¹ E700600.



4039 Passenger Car.

Model: 2nd class. Relex couplers.

Length over the buffers 11 cm / 4-3/8".

DC wheel set¹ E700600.



4108 Baggage Car.

Model: The car has a cupola for the conductor's compartment. Relex couplers.

Length over the buffers 11 cm / 4-3/8".

DC wheel set¹ E700600.



4038 Baggage Car.

Model: The car has a cupola for the conductor's compartment. Relex couplers.

Length over the buffers 11 cm / 4-3/8".

DC wheel set¹ E700600.



4430 Gondola.

Prototype: German Federal Railroad (DB) type EI-u 061.

Model: Relex couplers.

Length over the buffers 11.5 cm / 4-1/2".

DC wheel set¹ E700580.



4431 Gondola.

Prototype: German Federal Railroad (DB) type EI-u 061.

Model: The car comes with a removable insert as a coal load. Relex couplers.

Length over the buffers 11.5 cm / 4-1/2".

DC wheel set¹ E700580.



44610 Talbot Ballast Car.

Prototype: German Railroad, Inc. (DB AG) type Talbot ballast car.

Model: The unloading hatches can be opened with hand levers. The car has Relex couplers.

Length over the buffers 9.5 cm / 3-3/4".

DC wheel set¹ E700500.

Freight Cars



4413 Dump Car.

Model: The bucket can be tipped to both sides and locked in the center position. Relex couplers.
Length over the buffers 11.5 cm / 4-1/2".
DC wheel set! E700580.



4423 Low Side Car.

Prototype: German Federal Railroad (DB) type Kklm 505.
Model: Model: Relex couplers.
Length over the buffers 11.5 cm / 4-1/2".
DC wheel set! E700580.



4424 Low Side Car**.

Prototype: German Federal Railroad (DB) type Kklm 505.
Model: The car comes loaded with a model of a bulldozer. The car has Relex couplers.
Length over the buffers 11.5 cm / 4-1/2".
DC wheel set! E700580.

** Load shown may vary.





4459 Stake Car.

Prototype: German Federal Railroad (DB) type Kbs.

Model: 18 fixed stakes. Relex couplers.

Length over the buffers 11.5 cm / 4-1/2".

DC wheel set! E700580.



4440 Petroleum Oil Tank Car.

Prototype: Car privately owned, painted and lettered for Aral, Inc.

Model: Brakeman's platform. Relex couplers.

Length over the buffers 11.5 cm / 4-1/2".

DC wheel set! E700580.



44403 Petroleum Oil Tank Car.

Prototype: Privately owned car painted and lettered for OMV Deutschland GmbH.

Model: The car has a brakeman's platform. It also has Relex couplers.

Length over the buffers 11.5 cm / 4-1/2".

DC wheel set! E700580.



Freight Cars



4473 Low Side Car.

Prototype: German Federal Railroad (DB) type Rlmm.

Model: Relex couplers.

Length over the buffers 16 cm / 6-5/16".

DC wheel set! E700580.



HIGHLIGHTS

This car is compatible with the blocks of all well-known manufacturers.



44734 Clip-On Block Car.

Model: This is a four-axle car with Relex couplers. The car body has commonly used knobs that invite you to build with clip-on blocks.

Length over the buffers 16 cm / 6-5/16".

DC wheel set! E700580.



4415 Refrigerator Car.

Prototype: German Federal Railroad (DB) Interfrigo type Ichq-u 377.

Model: The end platforms are made of metal. Relex couplers.

Length over the buffers 11.5 cm / 4-1/2".

DC wheel set! E700580.



Simple and at the same time sturdy. The base plate as an ideal starting point for playing and building.





4410 Boxcar.

Prototype: German Federal Railroad (DB) type Gs 210.

Model: Relex couplers.

Length over the buffers 11.5 cm / 4-1/2".

DC wheel set¹ E700580.



4411 Boxcar.

Prototype: German Federal Railroad (DB) type Gs-uv 213.

Model: The car comes with a pickup shoe and a lighted marker lantern. Relex couplers. Length over the buffers 11.5 cm / 4-1/2".



4471 Low Side Car.

Prototype: German Federal Railroad (DB) maintenance car.

Model: This car goes well with the 4671 crane car as a boom support car. Relex couplers. Length over the buffers 11.5 cm / 4-1/2". DC wheel set¹ E700580.



4671 Crane Car.


Prototype: Railroad maintenance car.

Model: The car has a rotating crane, adjustable boom and boom support. The crane hook can be raised and lowered with a hand crank. Relex couplers. Length over the buffers 8.3 cm / 3-1/4". DC wheel set¹ E700530.

4410



4411



Freight Cars



44208 Refrigerator Car.

Prototype: Privately owned car painted and lettered for the firm Deutschen SiSi-Werke Betriebs GmbH, Eppelheim/Heidelberg, Germany.

Model: The car has Relex couplers. Length over the buffers 11.5 cm / 4-1/2". DC wheel set¹ E700580.



44203 Refrigerator Car.

Prototype: Privately owned car painted and lettered for the firm Ferrero MSC GmbH & Co. KG, Frankfurt am Main, Germany.

Model: The car has Relex couplers. Length over the buffers 11.5 cm / 4-1/2". DC wheel set¹ E700580.



44210 Refrigerator Car.

Prototype: Privately owned car painted and lettered for the firm Griesson - de Beukelaer GmbH & Co. KG, Polch, Germany.

Model: The car has Relex couplers. Length over the buffers 11.5 cm / 4-1/2". DC wheel set¹ E700580.



44188 Refrigerator Car.

Prototype: Type Ihs 377 standard car. Painted and lettered for a private party.

Model: The end platforms are made of metal. Relex couplers. Length over the buffers 11.5 cm / 4-1/2". DC wheel set¹ E700580.



44213 Refrigerator Car.

Prototype: Privately owned car painted and lettered for German Sinalco GmbH Markengetränke & Co. KG, Duisburg-Walsum, Germany.

Model: The car has Relex couplers.
Length over the buffers 11.5 cm / 4-1/2".
DC wheel set¹ E700580.



44214 Refrigerator Car.

Prototype: Privately owned car painted and lettered for Unilever Deutschland Holding GmbH, Hamburg, Germany.

Model: The car has Relex couplers.
Length over the buffers 11.5 cm / 4-1/2".
DC wheel set¹ E700580.



Freight Cars

HIGHLIGHTS

A car for you to
paint by yourself –
creative freedom
included!

6 paint pens included.



44810 Container Car for Painting.

Prototype: Container car (30 ft. container).

Model: The car is not imprinted so that you can paint it yourself. The car can be painted several times with the washable paint pens that come with it. The car has Relex couplers.

Length over the buffers 11.5 cm / 4-1/2".

DC wheel set¹ E700580.

This car can be custom painted with the paint pens included with it.



44811 Container Car.

Prototype: Container car with "PUMA" advertising.

Privately owned car painted and lettered for PUMA SE, Herzogenaurach, Germany.

Model: The car has a 30 ft. container superstructure. It also has Relex couplers.

Length over the buffers 11.5 cm / 4-1/2".

DC wheel set¹ E700580.



44600 Type Taems 890 Car with a Hinged Roof.

Prototype: German Railroad, Inc. (DB AG) type Taems 890 car with a hinged roof.

Model: The car has a brakeman's platform. It also has Relex couplers.

Length over the buffers 15.9 cm / 6-1/4".

DC wheel set¹ E700580.



Samples of color felt tip pens.





44139 Dump Car Set.

Model: This car set has 3 dump cars in different colors. The hopper can be tipped to both sides and can be locked in the middle position. The cars have Relex couplers. Each car is individually packaged. Different loads are included for the cars. Length over the buffers per car 11.5 cm / 4-1/2". Total length over the buffers 34.5 cm / 13-9/16". DC wheel set¹ E700580.



HIGHLIGHTS

Sturdy construction for the car and the containers.

Removable containers made for children's hands.

The containers can be opened and loaded.



44700 Container Car.

Prototype: Container transport car with end walls. **Model:** The transport car is loaded with two 20 ft. containers. The containers are made for children and can be opened. The car has Relex couplers. Length over the buffers 16 cm / 6-5/16". DC wheel set¹ E700580.




HIGHLIGHTS

The high-quality Bobby Car models constructed of metal invite you to play with them.



44735 "Bobby Car" Low Side Car.

Prototype: Type Rlmms four-axle low side car loaded with two Bobby Car models. **Model:** The railroad car is loaded with two high-quality Bobby Car models constructed of metal. The Bobby Cars look like Bobby Cars made in the Seventies. The railroad car has Relex couplers. Length over the buffers 16 cm / 6-5/16". DC wheel set¹ 700580.







Fun without End

The fun you'll have with our model trains never stops with the variety of accessories that are available. In the following, you'll find the products you'll need to get started building a layout: track, station platforms, signals, and decorative materials, electronic components, and above all lots of inspiration. Everything here is designed so that you're assured of success without the need for prior knowledge.

C Track System

C Track.

C Track combines practical sturdiness, electrical safety, and prototypical appearance. It will please playful children as well as demanding model railroaders, which means success for us.

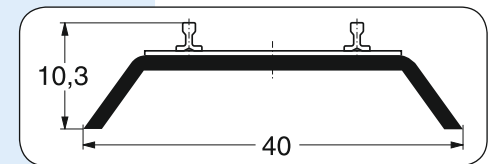

The progress in a bit more detail:

- Operationally reliable Märklin system with stud contact center conductor
- Mechanically sturdy "click" connections for fast setup and takedown
- Sturdy, finely detailed roadbed made of plastic
- Protected electrical connections without rail joiners
- Connections, wires, mechanisms, Decoder¹ out of sight in the roadbed
- Stepwise expansion possible with turnout mechanisms and Decodern¹
- Any piece of track can have feeder wires connected to it
- Improved geometry requires fewer pieces and adjustment sections

- Realistic appearance with a low rail profile
- Solid rails with space between the roadbed and the rails
- Reliable operation for all Märklin H0 locomotives and cars from the Mid-Fifties on
- Low operating noise and high level of reliability

Adapter track sections are available at your authorized dealer for combining C Track with M or K Track.

The track sections are 40 mm / 1-9/16" wide. 40 mm / 1-9/16" must therefore be subtracted from the indicated center-to-center spacing to maintain proper track clearance.



"The Track for Building and Playing."

The Plug-In Connection with the "Click".

The unique plug-in connection is the key to C Track: Just a slight push with your hands and the mechanical and electrical connection is made and at the same time safely locked into place. The locking connection with the "Click" holds the tracks on the layout together so that you have reliable operation and geometrically precise track joints. To separate the tracks, simply bend them against one another; the locking connection is undone.

Set Up with Simple Hand Movements.

Even larger layouts can be set up in a few minutes with the ready-made track elements and the quick snap-together connection.

Sturdy and Long-Lasting.

The track and its roadbed are made of high quality materials designed to keep their shape and sustain heavy loads. This makes C Track durable and almost indestructible even when it is put together and taken apart constantly as well as when it is subjected to the hardest operation.



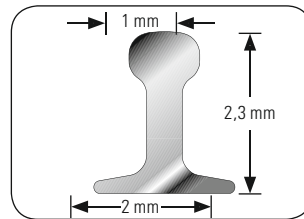
The Roadbed.

The roadbed for the track has a striking ballast structure in the color of aged basalt ballast. The width of the roadbed (40 mm / 1-9/16") enables any and all track combinations without the necessity of cutting the slope of the roadbed.



The Striking Profile.

The solid running rails are made of very sturdy, rust-free stainless steel.




The Rail Design.

The cross section of 2.3 mm / 3/32" (Code 90) closely corresponds to a scale rail size. The rails are prototypically mounted with an air space under the web of the rail.



Track Roadbed with Ideal Dimensions.

The cross section for the track with its roadbed provides the proportions for a realistic track roadbed on a rail line. The full width remains preserved even at a turnout or a crossing. There is sufficient space between the tracks for catenary or signals.



The Finished Track Structure.

All C Track sections are ready to be used; they don't require any additional handling or processing. The track structure does not have to be cut and above all it does not have to be ballasted.




01 The Märklin H0 System.

Compatibility of the Märklin track systems with each other (adapter tracks¹ to M and K Track). Functionally reliable center conductor operation. Common ground for the running rails and for accessories. Any track pattern can be done without complicated wiring (example: reverse loops and wyes).



02 Good Connections.

The mechanical and electrical connections for the track are not visible externally. This results in a perfect, continuously seamless appearance. Rail joiners are not necessary. The snap-in connection locks the track sections together. **03** This means that the planned geometry for a layout is maintained precisely without screwing the track down.



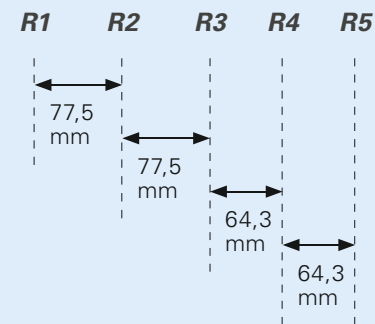
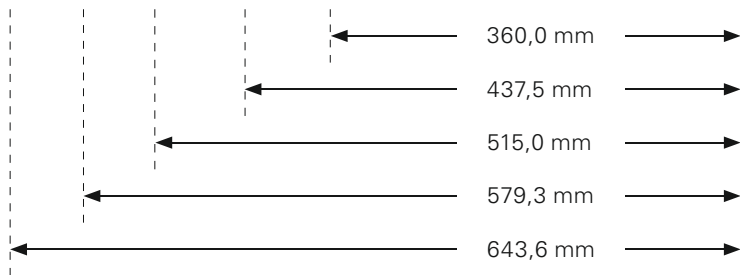
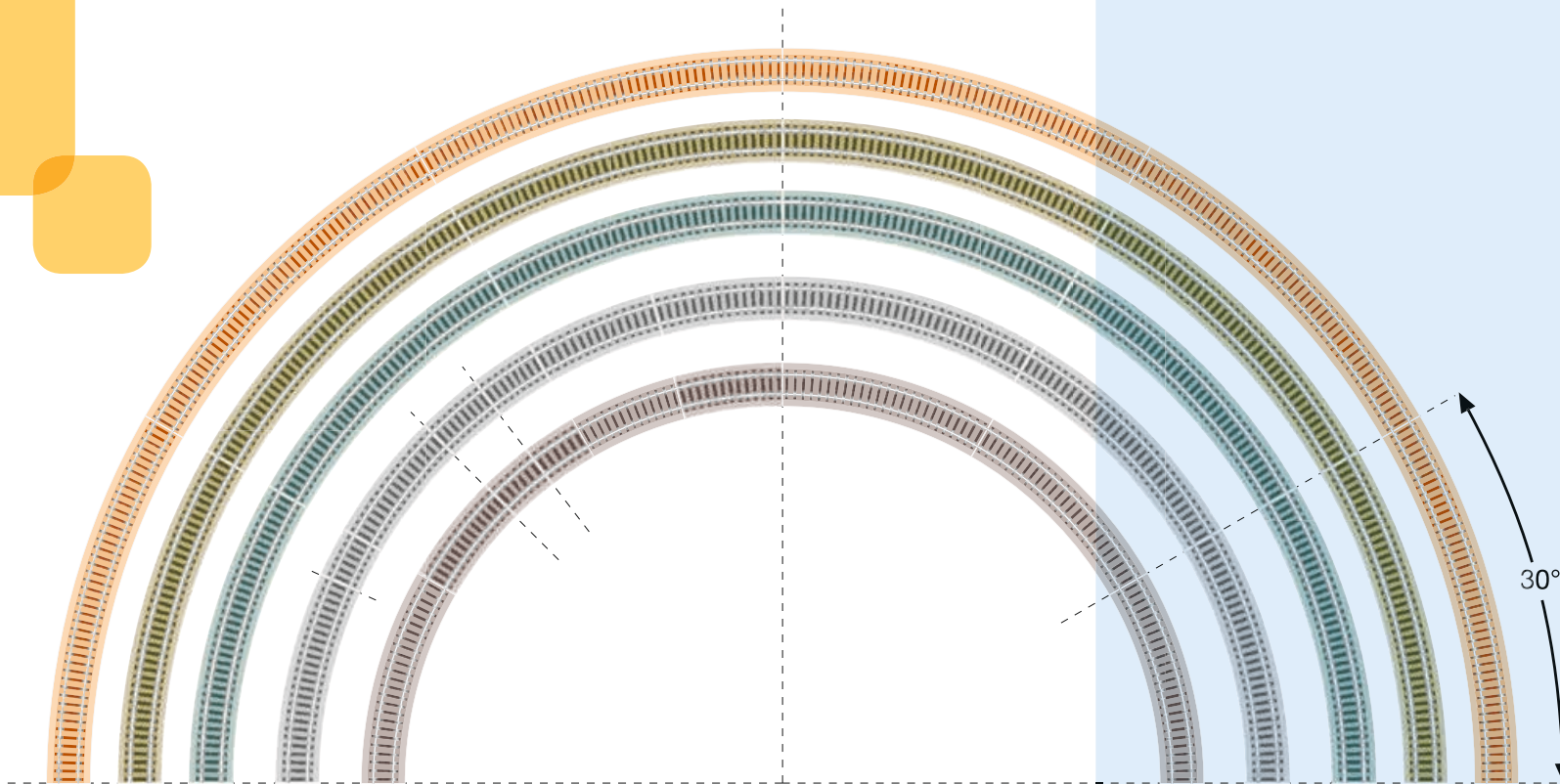
04 Space for Many Purposes.

The roadbed structure for C Track offers all sorts of usable space that is ready for installation of electrical and mechanical components as well as for locating wiring.

05 Digital Decoder on the Spot.

The small installation digital decoders for turnouts¹, signals, and other digitally controlled accessories can be installed under the roadbed.

Track and Turnouts



C Tracks

The Different C Track Curves.

The standard C Track curve has the customary radius of 360 mm / 14-3/16" and an external diameter of 76 cm / 30".

The first parallel curve with radius 437.5 mm / 17-1/4" forms an external diameter of 91.5 cm / 36". A width of 1 meter allows you to set up a complete two-track oval.

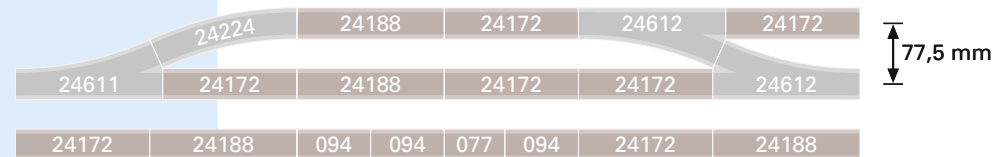
The second parallel curve with a radius of 515 mm / 20-1/4" has an external diameter of 107 cm / 42-1/8". The parallel spacing of 77.5 mm / 3-1/16" offers enough space for longer locomotives and cars to pass one another on these curves and enables you to set up signals or catenary masts. This curved track comes as 30° sections and 12 sections form a circle.

In addition, there are half and quarter sections for the first two sizes of curves (15° and 7.5°). The tracks (24.3° and 5.7°) required for turnout combinations come from the R2 parallel curve. The R4 and R5 curved track with the radii of 579.3 mm / 22-13/16" and 643.6 mm / 25-5/16" are made with a closer track spacing of 64.3 mm / 2-9/16". They form circles with external diameters of 120 cm / 47-1/4" and 133 cm / 52-3/8" and come in 30° circles.

The Basic Track Unit of 360 mm / 14-3/16".

A generous and simultaneously space-saving basic track unit of 360 mm / 14-3/16" is used for building up track routes with C Track. This is the same in length as the length of a turnout combination and equals the length of the turnouts (188.3 mm / 7-13/32") and the length of the complementary curve (171.7 mm / 6-3/4"). Both lengths are available as straight track sections.

In addition, two partial lengths are provided: 94.2 mm / 3-11/16" (1/2 of 188.3 mm / 7-13/32") and 77.5 mm / 3-1/16" (extension of 94.2 mm / 3-11/16" to 171.7 mm / 6-3/4"). The second partial length is exactly the same as the parallel track spacing (77.5 mm / 3-1/16").



C Tracks




20188 Straight C Track.
188.3 mm / 7-13/32".
Package quantity: 4 pieces.



20360 Straight C Track.
360 mm / 14-3/16".
Package quantity: 2 pieces.



20172 Straight C Track.
171.7 mm / 6-3/4".
Package quantity: 4 pieces.



20997 Uncoupler Track.
94.2 mm / 3-11/16".
Package Quantity: 1 piece.
This is an uncoupler track for manual and electric uncoupling. The electric operation can be done only with the 72752 control box and the cable included with this track.



20977 C Track Bumper.
77.5 mm + 5 mm / 3-1/16" + 3/16".
Package quantity: 1 piece.



20130 Curved C Track (R1).
R1 = 360 mm / 14-3/16" / 30°. Package quantity: 3 pieces.



20230 Curved C Track (R2).
R2 = 437.5 mm / 17-1/4" / 30°. Package quantity: 3 pieces.



20224 Curved C Track.
R2 = 437.5 mm / 17-1/4" / 24.3° (turnout branch). Package quantity: 1 piece.



20330 Curved C Track (R3).
R3 = 515 mm / 20-1/4" / 30°. Package quantity: 3 pieces.



20299 Curved Track Set.
Track set consisting of 4 no. 24224 curved track and 2 no. 24206 curved track.




20099 Straight Track Set.
Track set consisting of 4 no. 24094 straight tracks (each 94.2 mm / 3-11/16" long) and 2 no. 24077 straight tracks (each 77.5 mm / 3-1/16" long).

The Geometry for Turnouts and Crossings.

The turnouts and crossings in the compact C Track program have the same length (188.3 mm / 7-13/32"), the same angle (24.3°) and the same connection dimensions with symmetrical legs. This allows you to install turnouts either straight or diagonal to a length of track or to replace them with

crossings or double slip switches without having to make changes to the rest of the track. The length of the complementary curve is counterbalanced in all combinations with the same straight track (171.7 mm / 6-3/4"). Additional special adjustment sections are not needed.



01 Separately mounted, cast switch rails **02** Prototypical built-up roadbed area at the location for the switch linkage
03 Continuous electrical contacts from the switch rails to the frog **04** Intermediate rails made of shaped material
05 Inset metal frog 16° **06** Turnout curve as a 24.3° section of a circle, radius 437.5 mm / 17-1/4"

Curved Turnouts with Round Geometry.

The curved turnouts consist of two offset 30° curves in Radius 1. The main track is lengthened by 77.5 mm / 3-1/16". This allows you to use the same turnout geometry in the Standard Curve R1 as in the Parallel Curve R2. Branches with the parallel track spacing or

transitions between the R1 and R2 curves are possible as simple combinations at 60°, i.e. at only 1/6 circle. This saves space on curves and increases length on the straight part of a track route.



01 Separately mounted, cast switch rails **02** Prototypical built-up roadbed area at the location for the switch linkage
03 Continuous electrical contacts from the switch rails to the frog **04** Intermediate rails made of shaped material
05 Inset metal frog **06** Turnout curve as a 30° section of a circle, radius 360 mm / 14-3/16"



20611 Left Turnout.

1 left turnout with a manual hand lever.
188.3 mm / 7-13/32" / R2 = 437.5 mm / 17-1/4" / 24.3°. Can be retrofitted with the 74492 electric turnout mechanism.



20612 Right Turnout.

1 right turnout with a manual hand lever.
188.3 mm / 7-13/32" / R2 = 437.5 mm / 17-1/4" / 24.3°. Can be retrofitted with the 74492 electric turnout mechanism.



20671 Left Curved Turnout.

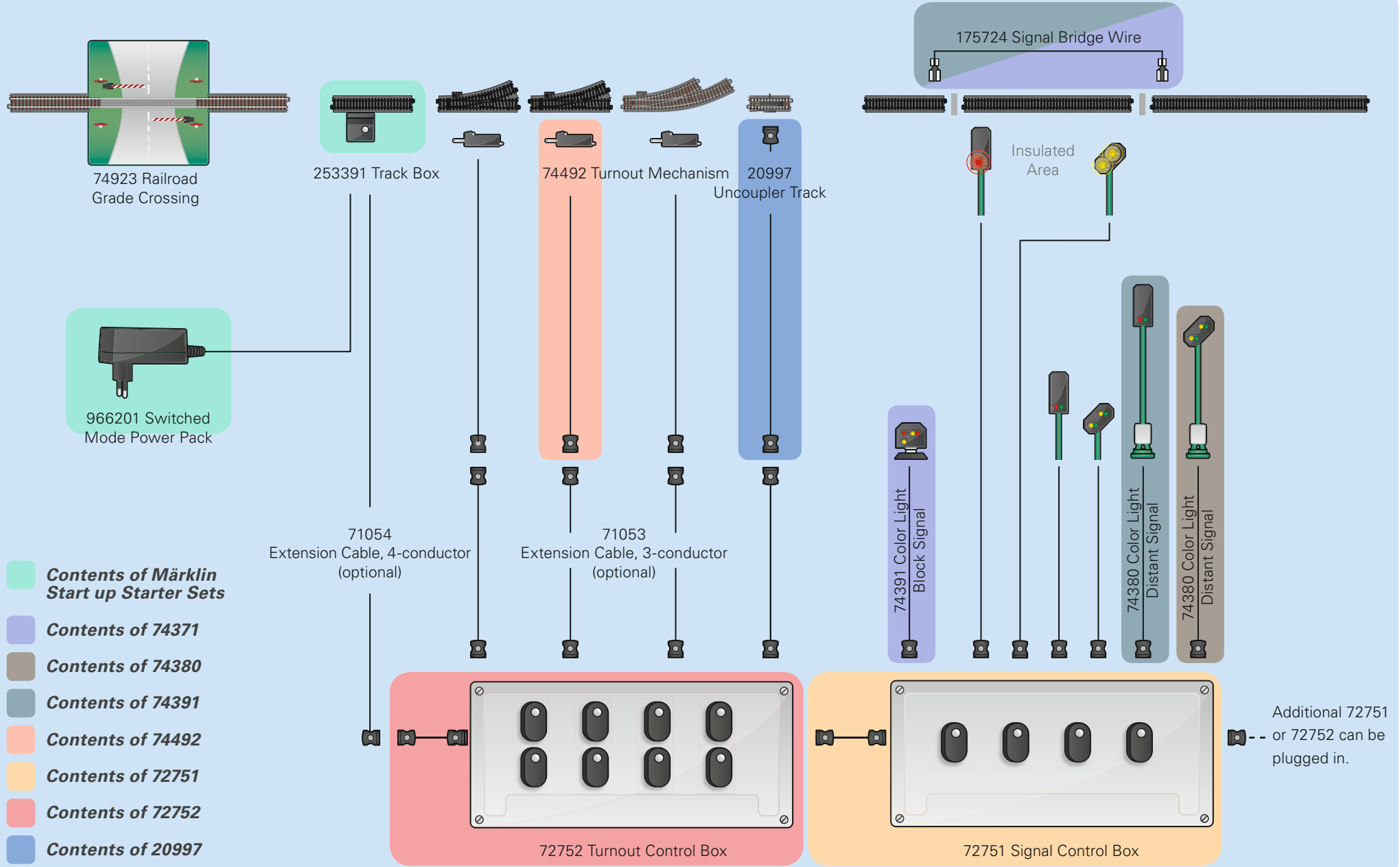
1 left curved turnout with a manual hand lever.
Inner curve: R1 = 360 mm / 14-3/16" / 30°. Outer curve: 30° with the parallel curve spacing of 77.5 mm / 3-1/16". Can be retrofitted with the 74492 electric turnout mechanism.



20672 Right Curved Turnout.

1 right curved turnout with a manual hand lever.
Inner curve: R1 = 360 mm / 14-3/16" / 30°. Outer curve: 30° with the parallel curve spacing of 77.5 mm / 3-1/16". Can be retrofitted with the 74492 electric turnout mechanism.

Start up System Architecture



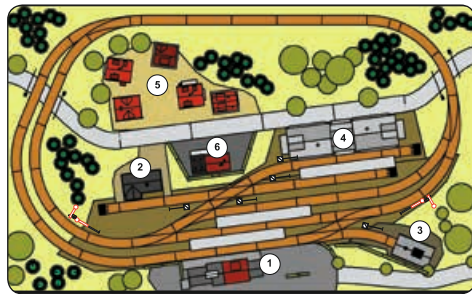
Get to Your Own Layout in 6 Simple Steps

You never forget that first layout: It's just a very special moment when you turn the knob for the first time and the train starts to move, when it stops for the first time in the station, or when the locomotive is put into the locomotive shed.

Yet, a model railroad has much more to offer than the magic of the first moment. The technology for example: Today trains stop automatically at a signal, locomotives switch cars around at a walking speed, and the layout controls direct several trains at the same time on a model railroad layout.

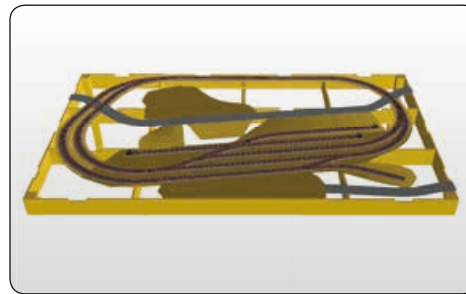
Simple and Fast

On the other hand the requirements have also increased: Instead of a circle or oval of track, more complex, varied track routings are the thing now. Despite that it's simple and fast to get to that first layout:



1 Planning

In addition to drawing on paper, a layout can also be planned comfortably and easily on a personal computer. We recommend the WinTrack track planning software from Modellplan to do this. Exterior dimensions, setup of the track routings, and decorative features such as house, streets, trees, and vehicles are entered in the track planning program. If the layout has been fully planned with a top view, WinTrack will give an elevation plan. The program will generate a 3-D representation that provides a realistic image of the layout to be built. In addition, WinTrack will provide a purchase list for all products entered on the plan.



2 Bench Work

In WinTrack two frame construction elements BPS 21120 are selected in WinTrack's "Basis Plus Program" for planning the bench work. Experienced modelers can buy the individual parts at a home improvement market and cut them to size. Feet with pivoting rollers can be made part of the bench work for setup and possible changes of location.

3 Laying Track

Now 10 millimeter / approximately 3/8 inch plywood can be installed on the bench work and track can be laid on it for our layout. You can also simply cut the track and road routes as well as station and building support bases out of the plywood and install them on the bench work. If you want a tunnel, a plywood base for it should be part of the planning. This method of construction will make the layout considerably lighter in weight and allows scenery to be shaped better.



4 Wiring Connections and House Construction

Separation points, feeder connections, signal and turnout connections are provided for at the time you install the track. Signals are set up and wired up to the layout. The family can be building houses for the layout in the meantime. Roads and town squares can be done with paints and details such as the crossing gate halves are assembled and installed. The application of grass completes the layout.

5 Doing the Details

Now it's time for details such as trees and bushes. These plants and vegetation need to be applied in the right proportions. With too many trees the small layout can quickly give the impression of being overloaded. Lighting for houses, station platforms, and roads follows. Autos, figures, and billboards are the icing on the cake – the layout is basically done.




6 Refinement

There are still several more possibilities for refinement. If you want to have it really realistic, then you will want a backdrop for the back side of the layout. Backdrops as well as trees, roads, and figures are available at your local model train shop or hobby shop, brands such as Faller, Busch, Noch, or Vollmer. The layout looks even more beautiful when the train disappears into a tunnel. This kind of attention getter is quickly created with a few pieces of plywood, some screen wire, and appropriate grass flocking.



74492 Electric Turnout Mechanism.

This is a kit for converting C Track turnouts. It has a double solenoid mechanism with end shut-off contacts. It can be operated from a 72752 turnout control box with a feedback function or from a turnout installation Decoder¹. This electric mechanism can be installed and connected on turnouts very easily without special tools. The mechanism sits hidden in the roadbed; below-baseboard mounting is not required. It is encapsulated against dirt and is protected against overloads with the end shut-off contacts. The mechanism can be controlled from the 72752 turnout control box. The hand lever can be left on the turnout for manual control.




71053 Extension Wire (3-conductor).

3-conductor wire for extending the wire connections between turnouts and a turnout controller. Length: 1.80 m / 71".



71054 Extension Wire (4-conductor).

4-conductor wire for extending the wire connections between turnout controllers or signal controllers. Length: 1.80 m / 71".



72751 Signal Control Box.

Signal control box for the 74391, 74380, and 74371 signals. This control box is for switching 4 home and 4 distant signals as well as for controlling the track current appropriate to these signals. 4-conductor wire with plugs included for connecting several controllers.



72752 Turnout Control Box.

This control box is for operating 4 turnouts. It has an automatic feedback of the accessory setting by means of LEDs when used with the 74492 turnout mechanism. 4-conductor wire with plugs included for connecting several controllers.



74923 Fully Automatic Railroad Grade Crossing.

The railroad grade crossing comes with half gates. This grade crossing can be connected directly to C Track. 2 solenoid activated gates with 2 red warning lights, which come on when the gates come down. This grade crossing is ready to be connected to the layout, easy installation. Contact track set: 3 straight tracks each 94.2 mm / 3-3/4". Dimensions for each base half 137 x 95 mm / 5-3/8" x 3-3/4".



7224 Rerailer Ramp.

The rerailer ramp facilitates placing multi-axle locomotives and cars on the track.
Length 30 cm / 11-1/16".
Height 2.5 cm / 1".



Accessories



74371 Color Light Track Block / Yard Signal.

This is a simple track block signal without a mast for use in switch yards and station areas. The signal aspects change from Sh0 (red/red) to Sh1 (yellow/yellow). Track current can be controlled by means of the 72751 control box. Maintenance-free LEDs. Height without base approximately 10 mm / 3/8". A suitable control box is 72751. The 74371 signal cannot be operated with other controllers!




74391 Color Light Block Signal.

This is a simple block signal for use on rail lines away from station areas. The signal aspects change from Hp0 (red) to Hp1 (green). Track current can be controlled by means of the 72751 control box. Maintenance-free LEDs. Height without base approximately 78 mm / 3-1/16". A suitable control box is 72751. The 74391 signal cannot be operated with other controllers!



74380 Color Light Distant Signal.

This is a simple distant signal for use in front of home signals. The signal aspects change from Vr0 (yellow/yellow) to Vr1 (green/green). Track current can be controlled by means of the 72751 control box. Maintenance-free LEDs. Height without base approximately 61 mm / 2-3/8". A suitable control box is 72751. The 74380 signal cannot be operated with other controllers!



General Questions

1) What do I need in order to get started with the hobby of model rail-roading?

You have to have track, locomotives and car, and a control system. All of this is included in our starter sets so that you have an easy way to get started in this hobby.

2) What are the advantages of the Märklin system with the center stud contact compared to other systems?

The first advantage is that the so-called Märklin center conductor system has one more electrical conductor compared to the two-conductor systems. The center stud contact is largely self cleaning and the double ground for the electrical current offers reliable current pickup for the locomotive. This makes the Märklin system less sensitive to dirt than other systems.

Another advantage of the center conductor system is the electrical symmetry. An example of this is the reverse loop, a track that comes back to itself in a circle in order to reverse the train for example. With the two-conductor system opposite poles meet at the turnout. Complex electrical circuits have to be installed in order to avoid a short circuit. With the Märklin center conductor track you don't have to worry about this, since the same poles always meet each other.

3) Are other makes compatible with Märklin?

No, because the Märklin locomotives use a different current pickup (pickup shoes) different from that for other makes of locomotives. However, several manufacturers do offer some locomotives for the Märklin system (see the packaging for the locomotive).

4) What is the best way to expand a starter set?

The pre-made track extension sets from Märklin offer a simple possibility that will allow you to expand the track layout any way you want. In addition, starter sets can be expanded any way you want with theme expansion sets, locomotives, and cars as well as individual sections of track. Of course accessory components such as electric turnout mechanisms and control boxes can be added to the layout and building kits can be integrated into the layout too. The products required to do this can all be found in the Start up-Sortiment.

5) I have an old locomotive. Can I use this with no problem together with my newly purchased starter set?

As a rule old locomotives are analog. Current starter sets are however equipped with digital control. Unfortunately, for this reason it is not possible to use analog locomotives with digital control. The analog locomotives would have to have a digital decoder installed in them. In most cases this can be done by your local dealer or by the Märklin Repair Department.

6) Can I connect M Track to C Track?

Yes, by using the 24951 adapter track which is available at your local dealer in the H0 assortment.

7) Can I also control digital locomotives with analog locomotive controllers?

Yes, but here you must make sure that you control the current generation of digital locomotives only with the white transformers such as item numbers 6646/6647. Using older transformers (most of them with a blue housing) can lead to the destruction of the digital decoder in the locomotive.

8) I have a direct current layout. Can I also use this for Märklin Start up?

No, because direct current layouts have a different method of current pickup compared to the Märklin Start up system.

9) Where can I find additional information about Märklin Start up?

Additional information about Märklin Start up can be found on our Internet page www.maerklin.de or in our catalog. For more information beyond this you can contact our Service Center:

E-mail service@maerklin.de

Telephone +49 (0) 71 61/6 08-2 22

In addition, you have the possibility of becoming a member of our Märklin Insider Club. Here you can see and acquire exclusive Club models, annual cars, all issues of the Märklin Magazin, and much more.

10) Where do I find a Märklin dealer in my area?

A dealer search engine is available on our Internet page www.maerklin.de to enable you to find the closest authorized dealer. Enter your postal code or the name of your town under the heading "Dealer" to get an overview of the dealers in your area.

CREATED BY NORDSIEDL.EU



Register now and get the new club magazine by mail!



THE MÄRKLIN START UP CLUB

You'll get at least 6 magazines a year containing cool adventures, tips, construction manuals, product presentations, comic spreads, contests, puzzles and a lot more!



As a club member you have access to interactive specials and games on the club website. Also, you can chat with other model railroad fans on the club forum.

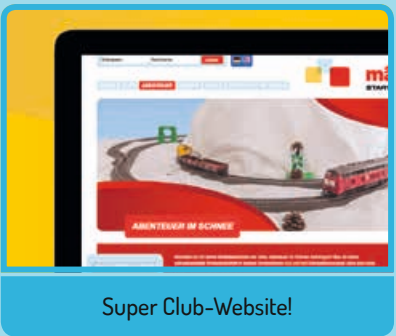
A lot of surprises and special discounts exclusively for members.



Own club membership card.



SIMPLY REGISTER ONLINE
Join the Märklin Start up Club now or give someone a gift of the fascination of model railroads. It's worth it to join up - and it only costs 12.00 EUR for a whole year's subscription.
Simply register online under:
www.maerklin.de/Startup



Super Club-Website!

IT IS WORTH IT!



Yes, I want to join the Märklin Start up Club!

First name Family name

Street, house number

Postcode, city

Date of birth Mother tongue (mark please)
 DEUTSCH ENGLISH

E-Mail

Date, signature of parent

RIGHT OF CANCELLATION: Within 14 days of sending off this application, I may cancel the membership by writing to the following address: Gebr. Märklin & Cie. GmbH, Märklin Start up Club, Postfach 960, 73009 Göppingen, Germany. Fax +49 7161 608 308. Observation of the deadline is deemed to have been respected with punctual posting of the cancellation. I have noted my right of cancellation.

I agree to my personal data being stored and used by Märklin Group companies to inform me products, events and other activities. I can revoke this assent at any time by writing to the following address: Gebr. Märklin & Cie. GmbH, Märklin Start up Club, Postfach 960, 73009 Göppingen, Germany. Fax +49 7161 608 308.

Please use my data exclusively for this special transaction of the Märklin Start up Club. I do not want further contact for marketing or promotional purposes.

Date, signature of parent

DIRECT DEBITE MANDATE: I hereby authorize you to debit my bank account with the annual club subscription of EUR 12.00 as it becomes due until revocation.

Bank

IBAN

BIC

First name Family name

Street, house number

Postcode, city

Date, signature of account holder

1

Fill in the application together with your parents!

REGISTRATION

2

Send the completed application by mail to:

Gebr. Märklin & Cie. GmbH
Märklin Start up Club
Postfach 960
D-73009 Göppingen

THE MÄRKLIN START UP CLUB

ATTENTION: Only completely filled in applications will be further processed.



ATTENTION! Your membership's valid for 12 months from receipt of your application in our computer system (personal membership year). Your data will of course be stored strictly in accordance with the Data Protection Act. Your membership is automatically renewed for a further 12 months if cancellation is not received in writing by Märklin at least six weeks before expiry of the personal membership year.

PAYMENT ON RECEIPT OF INVOICE: You get your annual invoice by mail.

PAYMENT BY PAYMENT NOTE (possible only in Switzerland): USB AG, CH90 0029 2292 1011 0742 0
Purpose of payment: name of member or membership number / annual subscription CHF 15.00

PAYMENT BY CREDIT CARD: Payment of annual subscription of EUR 12.00 / CHF 15.00 by credit card:

VISA CARD or EURO/MASTERCARD

Name cardholder

Credit card number

Valid until

Date, signature of cardholder

ATTENTION: Both signatures are required to authorize membership!

REPLY
Märklin Start up Club
Postfach 9 60
73009 Göppingen
Germany

MÄRKLIN START UP CLUB. REGISTER NOW!

The Märklin Start up Club offers exciting content from the world of model railroading. Especially for beginners ages 6 and above.

Fun is guaranteed with 6 issues of the magazine per year.

There are surprises and special promotions exclusively for members.


Interactive contents on the Web – club members receive access to the Club Web site and other online offers. In addition, the club offers online promotions in which club members can participate.

Become a member now in the Märklin Start up Club or give the joy in the fascination of model railroading. It's worth it – and a membership only costs 12.00 Euros per year.

Simply register online at:
www.maerklin.de/Startup

To summarize: It's worth being a member.

Start up club magazine with tips, comics, exciting stories, technology, and many other topics.



... and for your smaller brothers and sisters the Märklin my world Club.

Märklin Magazin



80825 Z Märklin Magazin Annual Car for 2015.
Prototype: Type Tms 851 2-axle sliding roof car with a brakeman's cab.
Model: The car is painted and lettered to fit in the series of Märklin Magazin annual cars.
 Length over the buffers approximately 40 mm / 1-9/16".

One-time series. Märklin Magazin Annual Car for 2015.



The Märklin Magazin is the leading magazine for model railroaders and appears in German, English, French, and Dutch.

Information is given about:

- New models, new technologies
- The best tips for building layouts
- The most important information about collecting
- All dates

Subscribe to the Märklin Magazin from:

Press Up GmbH
 Märklin Magazin-Leserservice
 Postfach 70 13 11
 22013 Hamburg
 Germany
 Telephone +49 (0) 40/4 14 48-4 67
 Fax +49 (0) 40/4 14 48-4 99
 E-Mail maerklin-magazin@pressup.de

HIGHLIGHTS

New tooling for the types Tbis 871 sliding roof / sliding wall car.



48515 H0 Märklin Magazin Annual Car for 2015.

Prototype: Type Tbis 871 sliding roof / sliding wall car with platforms at the ends, used on the Märklin Railroad (MB). The car looks as it did around 1987.
Model: The car has separately applied platforms at the ends.
 DC wheel set¹ E700580.

One-time series. Märklin Magazin Annual Car for 2015.



Full Steam Ahead into the World of Märklin – Become an Insider!

Did you already know? At Märklin, there is the exclusive club of all fans of Märklin model trains. An association with many advantages for the club member. You will receive from us exclusive information, benefits, products not available to everyone, and much more. Get information here in detail about the advantages awaiting you and register right now.

Just register online at the Club page <http://club.maerklin.de> or fill out the membership form on Page 83 and send it to us by mail.



Märklin Insider Club
 Postfach 9 60
 73009 Göppingen
 Germany
 Telephone +49 (0) 7161/608-213
 Fax +49 (0) 7161/608-308
 E-mail insider-club@maerklin.com
 Internet www.maerklin.com

The annual membership costs Euro 79.95, CHF 109.95, US \$ 109.00, (as of 2016), including the annual car, an annual chronicle, a year's subscription to the Märklin Magazin, the catalog, Club News, etc.

The Club services* at a glance:

- **All 6 Issues of the Märklin Magazin**
 The leading magazine for model railroaders! You will find everything it in about your hobby: extensive instructions about building layouts, product and technical information first hand, exciting reports about the prototype, tips about current events, and much more. The Märklin Magazin subscription price of 33 Euros is included in the club membership dues. Existing Märklin Magazin subscriptions can be carried over.
- **The Insider Club News 6 Times a Year**
 You will experience everything about "your brand and your club" in 24 pages and six times a year. Background articles, a look over our shoulders in the production area and the makers of your trains provide deep insight into the world of Märklin.
- **Exclusive Club Models**
 Your club membership entitles you to purchase exclusive club models developed and produced for you. A personalized and high quality certificate will be sent directly to your home address after delivery of all locomotive models.
- **Free Annual Club Car**
 You can look forward to the attractive annual cars available only for club members, in H0 or Z Gauge. Collect these free models that are different every year. People interested in 1 Gauge will receive as an option an exclusive present instead of the annual car every year.
- **Annual Chronical**
 Re-live all of the highlights of the Märklin model railroading year with these DVDs in the comfort of your home.
- **Catalog / New Items Brochures**
 Club members receive the annual main catalog free of charge from their dealer. We also send you our new items brochures directly to your home.
- **Insider Club Card**
 Your personal club card (it has a new design every year) opens up the world of model railroading to you in a very special way. As a member you are not only our premium customer, you also receive a broad array of advantages with our almost 100 cooperative partners. Among them are the Miniatur Wunderland in Hamburg, the Hans-Peter Porsche TraumWerk in Anger, or the DB Museum in the Transportation Museum in Nürnberg. In addition, your personal membership card can be used to order all exclusive club products.

- **Discounts for Seminars**
 Club members benefit from lower prices when they book seminars offered by us.
- **Favorable Shipping Terms from the Online Shop**
 Club members enjoy favorable shipping terms with Germany from our Online Shop.
- **Club Trips****
 Experience your hobby in a special way and connect model railroading with the prototype. You can also talk shop with like-minded people on our club trips through fantastic landscapes and to extraordinary destinations. On top of that, there is a discount on the trip price.

Moreover, club members enjoy discounted ticket prices to many shows and events. .



Club Car 2016 H0 Gauge



Club Car 2016 Z Gauge

* The services mentioned here refer to 2016. Subject to change.
 ** Depending on availability.

Märklin Insider Club - Registration Form

Yes, I want to become a member of the Märklin Insider Club

Mr. Mrs./Ms.

Title

*Last Name, First Name (please print)

*Street, Number

*Additional address information (Apt. No. etc.)

*Postal Code/Zip Code *City/State/Province

*Country

Telephone *Birth Date (DD/MM/YYYY)

@ E-mail address

Desired language for communication

German English
 French Dutch

My dealer

Name Street

Postal Code/Zip Code City/State/Province

I would like to receive my annual car either in

HO Gauge or Z Gauge

(Both are not possible - even for an extra charge)

I am interested in 1 Gauge and am receiving the exclusive annual present.

I am particularly interested in

HO Gauge Z Gauge 1 Gauge Replicas

I receive my Märklin Magazin as a direct subscription from the Märklin publishing office

Yes, my Subscription No. no

Fields marked with * must be completed.

I am paying my one year membership fee of EUR 79.95/CHF 109.95/\$ 109.00 U.S. Funds (as of 2016):

D AT BE NL

by means of the following direct debit authorization:

I hereby authorize you, subject to revocation, to debit my checking account to pay for the club membership fee

Account No.

Bank Code

at this bank

Name and address of the account holder (if different from the address given above)

*Last Name, First Name (please print)

*Street, Number

*Postal Code *City/State/Province

CH

By payment order that I receive with the invoice.

All Countries

Bank transfer (after receipt of invoice)

By credit card: Mastercard Visa

Name of the cardholder

Credit card no.

until /

If my account cannot cover this amount, the bank is under no obligation to honor it.

Membership Conditions

Register now and become a member. Your personal club year begins with the date of your payment. You will receive all future Club services for 12 months. Retroactive services are no longer possible.

Hand the order form in at your Märklin MHI dealer and then pick up the Club car of the year, catalog and Club models here.

Right of Cancellation

The membership is automatically extended by one year if it is not cancelled in writing by the deadline of 6 weeks before the end of your personal Club year. In the USA the commercial law in effect there applies to right of cancellation.

Subject to change.

Right of Withdrawal:

You can cancel your membership in writing within two weeks without giving a reason. To do this, please contact us at the following address.

Märklin Insider Club – Postfach 9 60 – 73009 Göppingen, Germany.

The deadline begins with the mailing of this application. Mailing in the cancellation promptly will be sufficient to ensure the deadline. I have taken notice of my right of withdrawal.

Data protection notice:

I agree that my data will be stored and may be used by Märklin companies to keep me informed of products, events and other activities. In accordance with Article 28 section 4 of the Federal Data Protection Act I may revoke this agreement at any time.

My data shall be used only for this one Märklin Insider Club transaction and shall not be used for any other contact, marketing or promotional purposes.

You can withdraw your consent at anytime by e-mail at insider-club@maerklin.com or by letter to the club address appearing on the other side of this form, and this withdrawal will be effective in the future.

Date

Signature

Date

Signature

Date

Signature

Your current benefits* at a glance

- **All 6 Issues of the Märklin Magazin**

The leading magazine for model railroaders! You will find everything it in about your hobby: extensive instructions about building layouts, product and technical information first hand, exciting reports about the prototype, tips about current events, and much more. The Märklin Magazin subscription price of 33 Euros is included in the club membership dues. Existing Märklin Magazin subscriptions can be carried over.

- **The Insider Club News 6 Times a Year**

You will experience everything about "your brand and your club" in 24 pages and six times a year. Background articles, a look over our shoulders in the production area and the makers of your trains provide deep insight into the world of Märklin.

- **Exclusive Club Models**

Your club membership entitles you to purchase exclusive club models developed and produced for you. A personalized and high quality certificate will be sent directly to your home address after delivery of all locomotive models.

- **Free Annual Club Car**

You can look forward to the attractive annual cars available only for club members, in H0 or Z Gauge. Collect these free models that are different every year. People interested in 1 Gauge will receive as an option an exclusive present instead of the annual car every year.

- **Annual Chronical**

Re-live all of the highlights of the Märklin model railroading year with these DVDs in the comfort of your home.

- **Catalog / New Items Brochures**

Club members receive the annual main catalog free of charge from their dealer. We also send you our new items brochures directly to your home.

- **Insider Club Card**

our personal club card (it has a new design every year) opens up the world of model railroading to you in a very special way. As a member you are not only our premium customer, you also receive a broad array of advantages with our almost 100 cooperative partners. Among them are the Miniatur Wunderland in Hamburg, the

Hans-Peter Porsche TraumWerk in Anger, or the DB Museum in the Transportation Museum in Nürnberg. In addition, your personal membership card can be used to order all exclusive club products.

- **Discounts for Seminars**

Club members benefit from lower prices when they book seminars offered by us.

- **Favorable Shipping Terms from the Online Shop**

Club members enjoy favorable shipping terms with Germany from our Online Shop.

- **Club Trips****

Experience your hobby in a special way and connect model railroading with the prototype. You can also talk shop with like-minded people on our club trips through fantastic landscapes and to extraordinary destinations. On top of that, there is a discount on the trip price. Moreover, club members enjoy discounted ticket prices to many shows and events.

In addition, many sponsors of model railroad shows give discounted entry prices for club members.

Go now to maerklin.de and register on-line under Clubs.

Club Cars 2016

H0



Z



See you soon in the Märklin Insider Club!

The Club team is available by telephone to members
Monday - Friday from 1.00–5.00 Uhr PM.

Mailing Address Märklin Insider Club, Postfach 9 60,
73009 Göppingen, Germany
Telephone + 49 / (0) 71 61 / 608-213
Fax + 49 / (0) 71 61 / 608-308
E-mail insider-club@maerklin.com
Internet www.maerklin.com

* The services mentioned here refer to 2016. Subject to change.
** Depending on availability.



REPLY
Märklin Insider Club
Postfach 9 60
73009 Göppingen
Germany

Märklin Museum



The Märklin Museum documents the over 150 year history of the Märklin firm in a display space of over 1,000 square meters / 10,000 square feet with a flagship store and a service point.

In the flagship store Märklin enthusiasts will find a complete assortment of all gauges for the brands Märklin, Trix, and LGB as well as accessories. We also offer seconds at attractive prices.

A workshop for the servicing and repair is also present as well as a spare parts inventory with about 500 of the most popular spare parts.

Märklin Museum
Reutlinger Street 2
73037 Göppingen
Germany

Telephone: +49 (0) 7161/608-289
Fax: +49 (0) 7161/608-151
E-mail: museum@maerklin.de

Entry is free.

Please go to www.maerklin.de for information about our hours of operation.

Märklin Promotion Service



A Märklin model with a unique imprint is an ideal solution for your advertising. Regardless of whether it's in a display case, on a manager's desk, or being run on a beautifully built layout – the model will have appeal, is of high quality, and is effective for a correspondingly long period.

Gebr. Märklin & Cie. GmbH
Promotion Service
Stuttgarter Straße 55-57
73033 Göppingen
Germany
Telephone: +49 (0) 7161/608-0
Fax: +49 (0) 7161/608-173
www.maerklin.com

Märklin Homepage Märklin TV



www.maerklin.com is our international home page with links to all of the Märklin companies in the world. The Internet also gives you access to current Märklin information. You'll find over 2,500 items in our product database and hundreds of spare parts drawings and lists, each of them with the current availability in the Märklin warehouse for the day you are looking at them.

The video reports are always up-to-date on Märklin TV, the online television channel.

We report about current events at Märklin, the production of our products, and the people behind them. Just look at **www.maerklin.com**

Whether you are nostalgic or an historian, whether you are homesick or have wanderlust, or whether you simply have an eye for the right time and the right place – the Märklin assortment varies by historical eras, countries, and nations. All characteristic features, paint schemes, details, and lettering of the models correspond to their prototypes. In Era II a standardization office had to decrease the multiplicity of designs from numerous builders by implementing development guidelines; this problem has since been resolved by the concentration of the railroad industry. More and more locomotives and cars are being built on the same development platforms, and they are being used in different European countries.



Era I
1835 to 1925



Provincial and privately owned railroads, some with extensive route networks, came into being during the startup phase of railroading. Era I is characterized by a variety of car and locomotive types, colors, and lettering.



Era II
1925 to 1945



The large national state railroads were established in Europe. In Germany the provincial railroads were merged into the German State Railroad Company (DRG). Standard designs reduced the multiplicity of car and locomotive types.



Era III
1945 to 1970



The German Federal Railroad (DB) in the west and the German State Railroad (DR) in East Germany developed parallel to one another. Era III is one of the most interesting phases with steam, diesel, and electric motive power.



Era IV
1970 to 1990



Computer UIC lettering was introduced throughout Europe. The cars could now be used across Europe. New paint schemes made railroading more colorful.



Era V
1990 to 2006



State railroads are partially privatized in Europe. The DB and the DR are merged into the German Railroad, Inc. (DG AG). Private railroad companies take over regional routes.



Era VI
2006 to the present



The UIC introduces new guidelines for lettering, and locomotives and cars are now given a 12-digit UIC number with an identification code for the country. The increasing number of private railroads causes the disappearance of standardized paint schemes and standardized identification addresses.

Explanations of Symbols

	New item for 2016.		Digital decoder with additional, digitally controlled functions (f1, f2, f3 or f4) when operated with the Control Unit 6021 . The functions present depend on how the locomotive is equipped. Standard function (function) active during conventional operation.		Era I (1835 to 1925)
	Metal locomotive frame.		Digital decoder with up to 32 digitally controlled functions. The quantity depends on the controller being used.		Era II (1925–1945)
	Metal frame and locomotive body.		Dual headlights that change over with the direction of travel.		Era III (1945–1970)
	Mostly metal locomotive body.		Triple headlights at the front.		Era IV (1970–1990)
	Märklin close couplers in standard pocket with pivot point.		Triple headlights front and rear.		Era V (1990–2006)
	Märklin close couplers in standard pocket with guide mechanism.		Triple headlights that change over with the direction of the travel.		Era VI (2006 to the present)
	Built-in interior details.		One red marker light.		
	Built-in sound effects circuit.		Triple headlights and two red marker lights that change over with the direction of travel.		
	Digital locomotives or digital device for the Märklin Digital System (Motorola format).		Interior lighting can be installed (example: with 7330). The lighting kits are available in the Märklin H0 assortment at your authorized dealer.		
	Digital locomotive with high-efficiency propulsion. Adjustable maximum speed and acceleration/braking delay. Special motor with electronically supported load compensation or compact can motor with a bell-shaped armature. Operation can be done with a Märklin transformer, with the Märklin Delta System, with the Märklin Digital System (Motorola format), and with Märklin Systems. 1 controllable auxiliary function (function) in digital operation.		Scale of 1 : 100.		

Age Information and Warnings.



WARNING! Not suitable for children under 3 years. Sharp edges and points required for operation. Danger of choking due to detachable small parts that may be swallowed. Please keep the packaging.



For adults only.

¹ Products are available in the Märklin H0 assortment in specialty dealer shops.

Service and Repair

Märklin Direct Service.

The authorized Märklin dealer is your contact for repairs and conversions from analog to digital. We can do conversions in our repair department in Göppingen for dealers without their own service department as well as for consumers. After the model has been examined, you will receive a cost quotation including details of the work to be done and the cost for reliable shipping. If you would personally like to drop off and pick up models in Göppingen, please see our Service Point at the Märklin Museum.

Hours of operation at the Service Point

at the Märklin Museum, Reutlinger Street 2,
Göppingen, Germany:
Monday through Saturday from 10:00 AM to 6:00 PM

Gebr. Märklin & Cie. GmbH

Reparaturservice
Stuttgarter Straße 55-57
D-73033 Göppingen
Telephone +49 (0) 71 61 / 608-222
Fax +49 (0) 71 61 / 608-225
E-mail service@maerklin.de

Manufacturer's Warranty.

The firm of Gebr. Märklin & Cie. gives a manufacturer's warranty for different products via the legal guarantee rights available to you vis-à-vis your authorized Märklin dealer as your contractual partner. The extent and terms of this warranty can be found in the instructions or the warranty documentation accompanying the product or they can be found on our regional Internet pages.

General Notes.

Märklin products adhere to the European Safety Guidelines (EC Standards) for toys. If you are going to enjoy these products with the highest possible level of safety, it is assumed that you will use the individual products in accordance with these guidelines. Instructions for the correct hookup and handling are therefore given in the instruction manuals accompanying the products. These instructions must be followed. We recommend that parents discuss the operating instructions with their children before the products are used for the first time. This will guarantee many years of safe enjoyment with your model railroad. Some important items of general importance are summarized below.

Connections for Track Layouts.

Use only Märklin switched mode power packs for operating our model trains (applies only to Europe; normal transformers are still sold in North America). Use only switched mode power packs from the current product program, since these switched mode power packs conform to the current safety standards and approval guidelines. Pay close attention to the guidelines in the instructions for use. Switched mode power packs are not toys. They are used to supply power to a model railroad layout. In addition to these general notes, you should pay close attention to the instructions for use, which accompany Märklin products in order to maintain operating safety.

Important Service Information

Deutschland

Service Center

Ersatzteilberatung, Fragen zu Technik,
Produkten und Reparaturaufträgen
(Montag bis Freitag 13.00 – 17.00 Uhr)

Telefon +49 (0) 7161/608-222
Fax +49 (0) 7161/608-225
E-Mail service@maerklin.de

Niederlande

Technische hotline

Maandag t/m donderdag: 09.00 – 13.00 uur
en 13.30 – 17.00 uur
Aanspreekpartner: G. Keuterman

Telefoon +31 (0) 74 - 2664044
E-mail techniek@marklin.nl

USA

Technical Hotline

Contacts: Curtis Jeung & Rick Sinclair,
Digital Consultants
Hours: 6:00am–9:00pm PST, Monday through Friday
Telephone 650-569-1318
E-mail digital@marklin.com

België / Belgique

Technische hotline

Maandag van 20.00 – 22.00 uur
Zondag van 10.00 – 12.00 uur
Aanspreekpartner: Hans Van Den Berge

Telefoon +32 (0) 9 245 47 56
E-mail customerservice@marklin.be

Hotline technique

le lundi de 20h00 à 22h00
le dimanche de 10h00 à 12h00
Contact : Hans Van Den Berge
Téléphone +32 (0) 9 245 47 56
E-mail customerservice@marklin.be

Schweiz / Frankreich / Italien

Technische Hotline

Dienstag, Donnerstag und Samstag von
14.00 – 18.00 Uhr
Ansprechpartner: Alexander Stelzer

Telefon +41 (0) 56/667 3663
Fax +41 (0) 56/667 4664
E-Mail service@maerklin.ch

Hotline technique

les mardi et jeudi de 14h00 à 18h00
Contact : Alexander Stelzer
Téléphone +41 (0) 56/667 3663
Fax +41 (0) 56/667 4664
E-mail service@maerklin.ch

Linea diretta tecnica

Martedì e giovedì dalle
ore 14.00 alle 18.00
Interlocutore: Alexander Stelzer
Telefono +41 (0) 56/667 3663
Fax +41 (0) 56/667 4664
E-Mail service@maerklin.ch

Index to the Item Numbers

Item No..	Page
20099	69
20130	69
20172	68
20188	68
20224	69
20230	69
20299	69
20330	69
20360	68
20611	71
20612	71
20671	71
20672	71
20977	68
20997	68
24900	28
24902	28
24903	29
24904	29
24905	29
26569	47
29020	26
29060	25
29074	22
29173	5
29183	12
29321	18
29323	6
29452	14
29641	20
29752	10
30000	34
36140	34
36190	42
36193	43
36218	40

Item No..	Page
36243	36
36321	35
36420	40
36501	38
36502	39
36600	44
36606	44
36624	43
36625	45
36628	45
36641	46
36645	37
36652	41
36700	38
36712	48
36740	31
36741	32
36871	35
4035	32
4038	52
4039	52
40500	50
40501	50
40502	50
40503	51
4107	52
4108	52
44083	13
4410	57
4411	57
4413	54
44139	61
4415	56
44188	58
44203	58
44208	58

Item No..	Page
44210	58
44213	59
44214	59
4423	54
4424	54
4430	53
4431	53
4440	55
44403	55
44452	16
4459	55
44600	60
44610	53
44700	61
4471	57
4473	56
44734	56
44735	61
44752	9
44810	60
44811	60
4671	57
71053	74
71054	74
7224	75
72452	17
72751	74
72752	74
74371	76
74380	76
74391	76
74492	74
74923	75
78083	13
78452	15
78752	11

Gebr. Märklin & Cie. GmbH
Stuttgarter Straße 55–57
73033 Göppingen
Germany

We reserve the right to make changes and delivery is not guaranteed. Pricing, data, and measurements may vary.

We are not liable for mistakes and printing errors. Some of the models shown in the photographs are hand samples. The regular production models may vary in details from the models shown.

All rights reserved. Copying in whole or part prohibited.

© Copyright by Gebr. Märklin & Cie. GmbH

Printed in Germany.
272307 - 01 2016

www.maerklin.com

 Visit us:
www.facebook.com/maerklin



© Gebr. Märklin & Cie. GmbH – All rights reserved.

